



LANCASTER INSURANCE MG OWNERS CLUB CHAMPIONSHIP

Mallory Park

31st August 2020



Results Provided by Timing Solutions Ltd
www.tsl-timing.com

BARC Race Meeting - Mallory Park - 31st August 2020

Lancaster Insurance MGOC Championship

QUALIFYING - RACE 1 - CLASSIFICATION

POS	NO	CL	PIC NAME	ENTRY	TIME	ON	LAPS	GAP	DIFF	MPH
1	17	Z	1 David MELLOR	MG ZR 1800	55.048	11	12			88.28
2	1	Z	2 Steve McDERMID	MG ZR 170 1800	55.080	14	15	0.032	0.032	88.23
3	31	Z	3 Fergus CAMPBELL	MG ZR 170 1800	55.254	9	15	0.206	0.174	87.95
4	83	Z	4 Phil WALKER	MG ZR 170 1800	55.632	10	15	0.584	0.378	87.35
5	53	F	1 Mark BAKER	MG F 1800	55.889	11	12	0.841	0.257	86.95
6	3	Z	5 Adrian OLSSON	MG MG ZR 1796	56.063	11	15	1.015	0.174	86.68
7	44	F	2 Martin WILLS	MG F 1800	56.275	9	14	1.227	0.212	86.36
8	42	F	3 Simon KENDRICK	MG F VVC 1800	56.559	13	14	1.511	0.284	85.92
9	8	F	4 Paul WISBEY	MG F VVC 1796	56.588	7	14	1.540	0.029	85.88
10	33	Z	6 Matt GOZALVEZ	MG ZR 160 1800	56.710	5	14	1.662	0.122	85.69
11	14	CL	1 David AMPHLETT	MG B Roadster 1853	58.049	10	14	3.001	1.339	83.72
12	2	CL	2 Jim BAYNAM	MG B Roadster 1840	58.146	14	14	3.098	0.097	83.58
13	12	Z	7 Nick GOLHAR	MG ZR 160 1800	58.561	9	13	3.513	0.415	82.99
14	11	CL	3 Chris MILLARD	MG B 1840	58.695	14	14	3.647	0.134	82.80
15	46	F	5 Ralf TOGNERI	MG F 1796	59.776	6	13	4.728	1.081	81.30
16	72	Inv	1 Robert FISHER	MG B Roadster 1800	1:03.105	3	13	8.057	3.329	77.01

Weather / Track : Cloudy / Dry

These results are provisional until the conclusion of any judicial and technical matters.

Mallory Park

Circuit Length = 1.3500 miles

Start: 10:04 Flag 10:19 End: 10:20

Clerk Of Course :	Steward :	Timekeeper :
-------------------	-----------	--------------

BARC Race Meeting - Mallory Park - 31st August 2020

Lancaster Insurance MGOC Championship

QUALIFYING - RACE 4 - 2ND FASTEST CLASSIFICATION

POS	NO	CL	PIC NAME	ENTRY	TIME	ON	LAPS	GAP	DIFF	MPH
1	17	Z	1 David MELLOR	MG ZR 1800	55.066	10	12			88.25
2	31	Z	2 Fergus CAMPBELL	MG ZR 170 1800	55.321	10	15	0.255	0.255	87.85
3	1	Z	3 Steve McDERMID	MG ZR 170 1800	55.324	11	15	0.258	0.003	87.84
4	83	Z	4 Phil WALKER	MG ZR 170 1800	55.787	13	15	0.721	0.463	87.11
5	53	F	1 Mark BAKER	MG F 1800	55.952	3	12	0.886	0.165	86.86
6	3	Z	5 Adrian OLSSON	MG MG ZR 1796	56.143	15	15	1.077	0.191	86.56
7	44	F	2 Martin WILLS	MG F 1800	56.566	5	14	1.500	0.423	85.91
8	8	F	3 Paul WISBEY	MG F VVC 1796	56.591	8	14	1.525	0.025	85.87
9	33	Z	6 Matt GOZALVEZ	MG ZR 160 1800	56.792	4	14	1.726	0.201	85.57
10	42	F	4 Simon KENDRICK	MG F VVC 1800	56.970	10	14	1.904	0.178	85.30
11	2	CL	1 Jim BAYNAM	MG B Roadster 1840	58.351	10	14	3.285	1.381	83.28
12	14	CL	2 David AMPHLETT	MG B Roadster 1853	58.425	11	14	3.359	0.074	83.18
13	11	CL	3 Chris MILLARD	MG B 1840	58.817	13	14	3.751	0.392	82.62
14	12	Z	7 Nick GOLHAR	MG ZR 160 1800	59.117	13	13	4.051	0.300	82.20
15	46	F	5 Ralf TOGNERI	MG F 1796	59.815	10	13	4.749	0.698	81.25
16	72	Inv	1 Robert FISHER	MG B Roadster 1800	1:03.217	12	13	8.151	3.402	76.87

Weather / Track : Cloudy / Dry

These results are provisional until the conclusion of any judicial and technical matters.

Mallory Park

Circuit Length = 1.3500 miles

Start: 10:04 Flag 10:19 End: 10:20

Clerk Of Course :	Steward :	Timekeeper :
-------------------	-----------	--------------

BARC Race Meeting - Mallory Park - 31st August 2020

Lancaster Insurance MGOC Championship

QUALIFYING - RACE 7 - 3RD FASTEST CLASSIFICATION

POS	NO	CL	PIC NAME	ENTRY	TIME	ON	LAPS	GAP	DIFF	MPH
1	1	Z	1 Steve McDERMID	MG ZR 170 1800	55.327	10	15			87.84
2	17	Z	2 David MELLOR	MG ZR 1800	55.348	6	12	0.021	0.021	87.80
3	31	Z	3 Fergus CAMPBELL	MG ZR 170 1800	55.359	7	15	0.032	0.011	87.79
4	83	Z	4 Phil WALKER	MG ZR 170 1800	55.871	8	15	0.544	0.512	86.98
5	53	F	1 Mark BAKER	MG F 1800	55.975	4	12	0.648	0.104	86.82
6	3	Z	5 Adrian OLSSON	MG MG ZR 1796	56.310	8	15	0.983	0.335	86.30
7	44	F	2 Martin WILLS	MG F 1800	56.571	13	14	1.244	0.261	85.90
8	8	F	3 Paul WISBEY	MG F VVC 1796	56.803	3	14	1.476	0.232	85.55
9	33	Z	6 Matt GOZALVEZ	MG ZR 160 1800	56.827	13	14	1.500	0.024	85.52
10	42	F	4 Simon KENDRICK	MG F VVC 1800	57.146	8	14	1.819	0.319	85.04
11	2	CL	1 Jim BAYNAM	MG B Roadster 1840	58.354	9	14	3.027	1.208	83.28
12	14	CL	2 David AMPHLETT	MG B Roadster 1853	58.710	7	14	3.383	0.356	82.77
13	11	CL	3 Chris MILLARD	MG B 1840	58.908	12	14	3.581	0.198	82.50
14	12	Z	7 Nick GOLHAR	MG ZR 160 1800	59.162	12	13	3.835	0.254	82.14
15	46	F	5 Ralf TOGNERI	MG F 1796	1:00.051	3	13	4.724	0.889	80.93
16	72	Inv	1 Robert FISHER	MG B Roadster 1800	1:03.637	4	13	8.310	3.586	76.37

Weather / Track : Cloudy / Dry

These results are provisional until the conclusion of any judicial and technical matters.

Mallory Park

Circuit Length = 1.3500 miles

Start: 10:04 Flag 10:19 End: 10:20

Clerk Of Course :

Steward :

Timekeeper :

BARC Race Meeting - Mallory Park - 31st August 2020

Lancaster Insurance MGOC Championship

QUALIFYING - RACE 1 - LAP ANALYSIS

DIFF = Difference To Personal Best Lap

P1 17 David MELLOR				
LAP	LAP TIME	DIFF	MPH	TIME OF DAY
1 -	57.058	2.010	85.17	10:06:35.055
2 -	55.799	0.751	87.09	10:07:30.854
3 -	55.771	0.723	87.14	10:08:26.625
4 -	55.755	0.707	87.16	10:09:22.380
5 -	56.211	1.163	86.45	10:10:18.591
6 -	55.348 (3)	0.300	87.80	10:11:13.939
7 -	55.620	0.572	87.37	10:12:09.559
8 -	55.683	0.635	87.27	10:13:05.242
9 -	55.454	0.406	87.64	10:14:00.696
10 -	55.066 (2)	0.018	88.25	10:14:55.762
11 -	55.048 (1)		88.28	10:15:50.810
12 -	1:07.652	12.604	71.83	10:16:58.462

P2 1 Steve McDERMID				
LAP	LAP TIME	DIFF	MPH	TIME OF DAY
1 -	59.068	3.988	82.27	10:06:30.201
2 -	56.671	1.591	85.75	10:07:26.872
3 -	56.447	1.367	86.09	10:08:23.319
4 -	56.101	1.021	86.62	10:09:19.420
5 -	55.894	0.814	86.95	10:10:15.314
6 -	55.516	0.436	87.54	10:11:10.830
7 -	55.679	0.599	87.28	10:12:06.509
8 -	56.483	1.403	86.04	10:13:02.992
9 -	55.672	0.592	87.29	10:13:58.664
10 -	55.327 (3)	0.247	87.84	10:14:53.991
11 -	55.324 (2)	0.244	87.84	10:15:49.315
12 -	55.890	0.810	86.95	10:16:45.205
13 -	55.332	0.252	87.83	10:17:40.537
14 -	55.080 (1)		88.23	10:18:35.617
15 -	59.477	4.397	81.71	10:19:35.094

P3 31 Fergus CAMPBELL				
LAP	LAP TIME	DIFF	MPH	TIME OF DAY
1 -	57.285	2.031	84.83	10:06:29.456
2 -	56.178	0.924	86.51	10:07:25.634
3 -	55.703	0.449	87.24	10:08:21.337
4 -	56.089	0.835	86.64	10:09:17.426
5 -	55.544	0.290	87.49	10:10:12.970
6 -	55.401	0.147	87.72	10:11:08.371
7 -	55.359 (3)	0.105	87.79	10:12:03.730
8 -	55.462	0.208	87.62	10:12:59.192
9 -	55.254 (1)		87.95	10:13:54.446
10 -	55.321 (2)	0.067	87.85	10:14:49.767
11 -	56.230	0.976	86.43	10:15:45.997
12 -	55.525	0.271	87.52	10:16:41.522
13 -	55.568	0.314	87.46	10:17:37.090
14 -	58.005	2.751	83.78	10:18:35.095
15 -	56.749	1.495	85.64	10:19:31.844

P4 83 Phil WALKER				
LAP	LAP TIME	DIFF	MPH	TIME OF DAY
1 -	1:01.159	5.527	79.46	10:06:37.801
2 -	58.747	3.115	82.72	10:07:36.548
3 -	57.009	1.377	85.24	10:08:33.557
4 -	55.956	0.324	86.85	10:09:29.513
5 -	55.953	0.321	86.85	10:10:25.466
6 -	55.953	0.321	86.85	10:11:21.419
7 -	56.010	0.378	86.77	10:12:17.429
8 -	55.871 (3)	0.239	86.98	10:13:13.300

DIFF = Difference To Personal Best Lap

9 -	55.903	0.271	86.93	10:14:09.203
10 -	55.632 (1)		87.35	10:15:04.835
11 -	57.686	2.054	84.24	10:16:02.521
12 -	56.533	0.901	85.96	10:16:59.054
13 -	55.787 (2)	0.155	87.11	10:17:54.841
14 -	1:01.922	6.290	78.48	10:18:56.763
15 -	56.116	0.484	86.60	10:19:52.879

P5 53 Mark BAKER				
LAP	LAP TIME	DIFF	MPH	TIME OF DAY
1 -	58.929	3.040	82.47	10:06:36.447
2 -	56.762	0.873	85.62	10:07:33.209
3 -	55.952 (2)	0.063	86.86	10:08:29.161
4 -	55.975 (3)	0.086	86.82	10:09:25.136
5 -	56.117	0.228	86.60	10:10:21.253
6 -	57.934	2.045	83.88	10:11:19.187
7 -	56.649	0.760	85.79	10:12:15.836
8 -	1:00.739	4.850	80.01	10:13:16.575
9 -	56.722	0.833	85.68	10:14:13.297
10 -	58.565	2.676	82.98	10:15:11.862
11 -	55.889 (1)		86.95	10:16:07.751
12 -	1:03.300	7.411	76.77	10:17:11.051

P6 3 Adrian OLSSON				
LAP	LAP TIME	DIFF	MPH	TIME OF DAY
1 -	59.194	3.131	82.10	10:06:32.664
2 -	57.072	1.009	85.15	10:07:29.736
3 -	57.515	1.452	84.49	10:08:27.251
4 -	56.631	0.568	85.81	10:09:23.882
5 -	56.429	0.366	86.12	10:10:20.311
6 -	56.979	0.916	85.29	10:11:17.290
7 -	56.761	0.698	85.62	10:12:14.051
8 -	56.310 (3)	0.247	86.30	10:13:10.361
9 -	57.152	1.089	85.03	10:14:07.513
10 -	56.885	0.822	85.43	10:15:04.398
11 -	56.063 (1)		86.68	10:16:00.461
12 -	57.491	1.428	84.53	10:16:57.952
13 -	56.473	0.410	86.05	10:17:54.425
14 -	57.118	1.055	85.08	10:18:51.543
15 -	56.143 (2)	0.080	86.56	10:19:47.686

P7 44 Martin WILLS				
LAP	LAP TIME	DIFF	MPH	TIME OF DAY
1 -	58.494	2.219	83.08	10:06:46.064
2 -	57.807	1.532	84.07	10:07:43.871
3 -	56.681	0.406	85.74	10:08:40.552
4 -	57.197	0.922	84.96	10:09:37.749
5 -	56.566 (2)	0.291	85.91	10:10:34.315
6 -	57.086	0.811	85.13	10:11:31.401
7 -	56.768	0.493	85.61	10:12:28.169
8 -	56.680	0.405	85.74	10:13:24.849
9 -	56.275 (1)		86.36	10:14:21.124
10 -	58.448	2.173	83.15	10:15:19.572
11 -	1:03.798	7.523	76.17	10:16:23.370
12 -	56.979	0.704	85.29	10:17:20.349
13 -	56.571 (3)	0.296	85.90	10:18:16.920
14 -	56.587	0.312	85.88	10:19:13.507

P8 42 Simon KENDRICK				
LAP	LAP TIME	DIFF	MPH	TIME OF DAY
1 -	1:00.090	3.531	80.87	10:06:43.467

Weather / Track : Cloudy / Dry

Mallory Park
Circuit Length = 1.3500 miles
Start: 10:04 Flag 10:19 End: 10:20

BARC Race Meeting - Mallory Park - 31st August 2020

Lancaster Insurance MGOC Championship

QUALIFYING - RACE 1 - LAP ANALYSIS

DIFF = Difference To Personal Best Lap

2 -	58.718	2.159	82.76	10:07:42.185
3 -	1:01.908	5.349	78.50	10:08:44.093
4 -	57.575	1.016	84.41	10:09:41.668
5 -	57.739	1.180	84.17	10:10:39.407
6 -	57.452	0.893	84.59	10:11:36.859
7 -	57.364	0.805	84.72	10:12:34.223
8 -	57.146 (3)	0.587	85.04	10:13:31.369
9 -	57.276	0.717	84.85	10:14:28.645
10 -	56.970 (2)	0.411	85.30	10:15:25.615
11 -	57.499	0.940	84.52	10:16:23.114
12 -	58.137	1.578	83.59	10:17:21.251
13 -	56.559 (1)		85.92	10:18:17.810
14 -	1:02.069	5.510	78.29	10:19:19.879

P9 8 Paul WISBEY

LAP	LAP TIME	DIFF	MPH	TIME OF DAY
1 -	1:00.568	3.980	80.24	10:06:42.404
2 -	57.720	1.132	84.19	10:07:40.124
3 -	56.803 (3)	0.215	85.55	10:08:36.927
4 -	57.580	0.992	84.40	10:09:34.507
5 -	56.997	0.409	85.26	10:10:31.504
6 -	56.875	0.287	85.45	10:11:28.379
7 -	56.588 (1)		85.88	10:12:24.967
8 -	56.591 (2)	0.003	85.87	10:13:21.558
9 -	59.038	2.450	82.31	10:14:20.596
10 -	58.225	1.637	83.46	10:15:18.821
11 -	57.704	1.116	84.22	10:16:16.525
12 -	57.800	1.212	84.08	10:17:14.325
13 -	57.838	1.250	84.02	10:18:12.163
14 -	57.909	1.321	83.92	10:19:10.072

P10 33 Matt GOZALVEZ

LAP	LAP TIME	DIFF	MPH	TIME OF DAY
1 -	1:00.478	3.768	80.35	10:06:39.992
2 -	58.429	1.719	83.17	10:07:38.421
3 -	57.152	0.442	85.03	10:08:35.573
4 -	56.792 (2)	0.082	85.57	10:09:32.365
5 -	56.710 (1)		85.69	10:10:29.075
6 -	56.959	0.249	85.32	10:11:26.034
7 -	57.205	0.495	84.95	10:12:23.239
8 -	56.900	0.190	85.41	10:13:20.139
9 -	59.746	3.036	81.34	10:14:19.885
10 -	1:00.078	3.368	80.89	10:15:19.963
11 -	58.322	1.612	83.33	10:16:18.285
12 -	58.195	1.485	83.51	10:17:16.480
13 -	56.827 (3)	0.117	85.52	10:18:13.307
14 -	56.955	0.245	85.33	10:19:10.262

P11 14 David AMPHLETT

LAP	LAP TIME	DIFF	MPH	TIME OF DAY
1 -	1:03.248	5.199	76.84	10:06:36.681
2 -	59.665	1.616	81.45	10:07:36.346
3 -	59.295	1.246	81.96	10:08:35.641
4 -	59.910	1.861	81.12	10:09:35.551
5 -	58.949	0.900	82.44	10:10:34.500
6 -	59.300	1.251	81.95	10:11:33.800
7 -	58.710 (3)	0.661	82.77	10:12:32.510
8 -	58.723	0.674	82.76	10:13:31.233
9 -	59.282	1.233	81.98	10:14:30.515
10 -	58.049 (1)		83.72	10:15:28.564
11 -	58.425 (2)	0.376	83.18	10:16:26.989
12 -	1:00.595	2.546	80.20	10:17:27.584

DIFF = Difference To Personal Best Lap

13 -	58.873	0.824	82.55	10:18:26.457
14 -	59.235	1.186	82.04	10:19:25.692

P12 2 Jim BAYNAM

LAP	LAP TIME	DIFF	MPH	TIME OF DAY
1 -	1:01.729	3.583	78.73	10:06:49.943
2 -	59.397	1.251	81.82	10:07:49.340
3 -	59.410	1.264	81.80	10:08:48.750
4 -	58.731	0.585	82.75	10:09:47.481
5 -	58.532	0.386	83.03	10:10:46.013
6 -	58.547	0.401	83.01	10:11:44.560
7 -	58.444	0.298	83.15	10:12:43.004
8 -	58.632	0.486	82.88	10:13:41.636
9 -	58.354 (3)	0.208	83.28	10:14:39.990
10 -	58.351 (2)	0.205	83.28	10:15:38.341
11 -	58.371	0.225	83.26	10:16:36.712
12 -	58.759	0.613	82.71	10:17:35.471
13 -	58.602	0.456	82.93	10:18:34.073
14 -	58.146 (1)		83.58	10:19:32.219

P13 12 Nick GOLHAR

LAP	LAP TIME	DIFF	MPH	TIME OF DAY
1 -	1:07.948	9.387	71.52	10:07:09.137
2 -	1:05.147	6.586	74.60	10:08:14.284
3 -	1:04.962	6.401	74.81	10:09:19.246
4 -	1:00.463	1.902	80.37	10:10:19.709
5 -	1:01.201	2.640	79.41	10:11:20.910
6 -	59.440	0.879	81.76	10:12:20.350
7 -	59.581	1.020	81.56	10:13:19.931
8 -	59.605	1.044	81.53	10:14:19.536
9 -	58.561 (1)		82.99	10:15:18.097
10 -	59.871	1.310	81.17	10:16:17.968
11 -	59.762	1.201	81.32	10:17:17.730
12 -	59.162 (3)	0.601	82.14	10:18:16.892
13 -	59.117 (2)	0.556	82.20	10:19:16.009

P14 11 Chris MILLARD

LAP	LAP TIME	DIFF	MPH	TIME OF DAY
1 -	1:01.267	2.572	79.32	10:06:39.637
2 -	59.896	1.201	81.14	10:07:39.533
3 -	59.687	0.992	81.42	10:08:39.220
4 -	1:00.019	1.324	80.97	10:09:39.239
5 -	59.699	1.004	81.40	10:10:38.938
6 -	1:00.146	1.451	80.80	10:11:39.084
7 -	59.454	0.759	81.74	10:12:38.538
8 -	59.195	0.500	82.10	10:13:37.733
9 -	59.084	0.389	82.25	10:14:36.817
10 -	58.936	0.241	82.46	10:15:35.753
11 -	59.124	0.429	82.20	10:16:34.877
12 -	58.908 (3)	0.213	82.50	10:17:33.785
13 -	58.817 (2)	0.122	82.62	10:18:32.602
14 -	58.695 (1)		82.80	10:19:31.297

P15 46 Ralf TOGNERI

LAP	LAP TIME	DIFF	MPH	TIME OF DAY
1 -	1:01.185	1.409	79.43	10:06:44.297
2 -	1:00.908	1.132	79.79	10:07:45.205
3 -	1:00.051 (3)	0.275	80.93	10:08:45.256
4 -	1:00.101	0.325	80.86	10:09:45.357
5 -	1:01.120	1.344	79.51	10:10:46.477
6 -	59.776 (1)		81.30	10:11:46.253

Weather / Track : Cloudy / Dry

Mallory Park
Circuit Length = 1.3500 miles
Start: 10:04 Flag 10:19 End: 10:20

BARC Race Meeting - Mallory Park - 31st August 2020

Lancaster Insurance MGOC Championship

QUALIFYING - RACE 1 - LAP ANALYSIS

DIFF = Difference To Personal Best Lap

7 -	1:00.666	0.890	80.11	10:12:46.919
8 -	1:01.289	1.513	79.29	10:13:48.208
9 -	1:00.552	0.776	80.26	10:14:48.760
10 -	59.815 (2)	0.039	81.25	10:15:48.575
11 -	1:43.110	43.334	47.13	10:17:31.685
12 -	1:03.273	3.497	76.81	10:18:34.958
13 -	1:01.198	1.422	79.41	10:19:36.156

P16	72 Robert FISHER
------------	-------------------------

LAP	LAP TIME	DIFF	MPH	TIME OF DAY
1 -	1:07.489	4.384	72.01	10:06:43.869
2 -	1:05.569	2.464	74.12	10:07:49.438
3 -	1:03.105 (1)		77.01	10:08:52.543
4 -	1:03.637 (3)	0.532	76.37	10:09:56.180
5 -	1:03.993	0.888	75.94	10:11:00.173
6 -	1:03.927	0.822	76.02	10:12:04.100
7 -	1:03.891	0.786	76.06	10:13:07.991
8 -	1:03.886	0.781	76.07	10:14:11.877
9 -	1:04.510	1.405	75.33	10:15:16.387
10 -	1:06.610	3.505	72.96	10:16:22.997
11 -	1:04.680	1.575	75.13	10:17:27.677
12 -	1:03.217 (2)	0.112	76.87	10:18:30.894
13 -	1:05.468	2.363	74.23	10:19:36.362

BARC Race Meeting - Mallory Park - 31st August 2020

Lancaster Insurance MGOC Championship

QUALIFYING - RACE 1 - STATISTICS

Competitors Started 16
Planned Start 2020-08-31 @ 10:00:00.000
Actual Start 2020-08-31 @ 10:04:07.929
Finish Time 2020-08-31 @ 10:19:04.477
Track Length 1.3500mi.
Total Laps 221
Total Distance Covered 298.3500mi.

Session Fastest Lap History

NO	CL	NAME	LAP TIME	TIME OF DAY	LAP	VEHICLE
31	Z	Fergus CAMPBELL	57.285	10:06:29.458	1	MG ZR 170 1800
17	Z	David MELLOR	57.058	10:06:35.055	1	MG ZR 1800
31	Z	Fergus CAMPBELL	56.178	10:07:25.637	2	MG ZR 170 1800
17	Z	David MELLOR	55.799	10:07:30.854	2	MG ZR 1800
31	Z	Fergus CAMPBELL	55.703	10:08:21.339	3	MG ZR 170 1800
31	Z	Fergus CAMPBELL	55.544	10:10:12.972	5	MG ZR 170 1800
31	Z	Fergus CAMPBELL	55.401	10:11:08.372	6	MG ZR 170 1800
17	Z	David MELLOR	55.348	10:11:13.941	6	MG ZR 1800
31	Z	Fergus CAMPBELL	55.254	10:13:54.448	9	MG ZR 170 1800
17	Z	David MELLOR	55.066	10:14:55.762	10	MG ZR 1800
17	Z	David MELLOR	55.048	10:15:50.810	11	MG ZR 1800

Flag History

TYPE	TIME OF DAY
GREEN	10:04:07.929
FINISH	10:19:04.477

Flag Statistics

TYPE	COUNT	TOTAL LAPS	TOTAL TIME
Green	1	15	16:42.662
Red	0	0	0.000
Safety Car	0	0	0.000
FCY	0	0	0.000

BARC Race Meeting - Mallory Park - 31st August 2020

Lancaster Insurance MGOC Championship

QUALIFYING - RACE 1 - STATISTICS

CLASS : CL

3 Starters

Fastest Lap History

NO	NAME	LAP TIME	TIME OF DAY	LAP	VEHICLE
14	David AMPHLETT	1:03.248	10:06:36.677	1	MG B Roadster 1853
11	Chris MILLARD	1:01.267	10:06:39.640	1	MG B 1840
14	David AMPHLETT	59.665	10:07:36.345	2	MG B Roadster 1853
2	Jim BAYNAM	59.397	10:07:49.338	2	MG B Roadster 1840
14	David AMPHLETT	59.295	10:08:35.641	3	MG B Roadster 1853
2	Jim BAYNAM	58.731	10:09:47.481	4	MG B Roadster 1840
2	Jim BAYNAM	58.532	10:10:46.013	5	MG B Roadster 1840
2	Jim BAYNAM	58.444	10:12:43.003	7	MG B Roadster 1840
2	Jim BAYNAM	58.354	10:14:39.991	9	MG B Roadster 1840
14	David AMPHLETT	58.049	10:15:28.562	10	MG B Roadster 1853

Weather / Track : Cloudy / Dry

Results can be found at www.tsl-timing.com

Page 2 of 5

Mallory Park
Circuit Length = 1.3500 miles
Start: 10:04 Flag 10:19 End: 10:20
Printed - 10:26 Monday, 31 August 2020

BARC Race Meeting - Mallory Park - 31st August 2020

Lancaster Insurance MGOC Championship

QUALIFYING - RACE 1 - STATISTICS

CLASS : F

5 Starters

Fastest Lap History

NO	NAME	LAP TIME	TIME OF DAY	LAP	VEHICLE
53	Mark BAKER	58.929	10:06:36.455	1	MG F 1800
44	Martin WILLS	58.494	10:06:46.073	1	MG F 1800
53	Mark BAKER	56.762	10:07:33.218	2	MG F 1800
53	Mark BAKER	55.952	10:08:29.170	3	MG F 1800
53	Mark BAKER	55.889	10:16:07.761	11	MG F 1800

BARC Race Meeting - Mallory Park - 31st August 2020

Lancaster Insurance MGOC Championship

QUALIFYING - RACE 1 - STATISTICS

CLASS : Inv

1 Starters

Fastest Lap History

NO	NAME	LAP TIME	TIME OF DAY	LAP	VEHICLE
72	Robert FISHER	1:07.489	10:06:43.867	1	MG B Roadster 1800
72	Robert FISHER	1:05.569	10:07:49.438	2	MG B Roadster 1800
72	Robert FISHER	1:03.105	10:08:52.543	3	MG B Roadster 1800

Weather / Track : Cloudy / Dry

Results can be found at www.tsl-timing.com

Page 4 of 5

Mallory Park
Circuit Length = 1.3500 miles
Start: 10:04 Flag 10:19 End: 10:20
Printed - 10:26 Monday, 31 August 2020

BARC Race Meeting - Mallory Park - 31st August 2020

Lancaster Insurance MGOC Championship

QUALIFYING - RACE 1 - STATISTICS

CLASS : Z

7 Starters

Fastest Lap History

NO	NAME	LAP TIME	TIME OF DAY	LAP	VEHICLE
31	Fergus CAMPBELL	57.285	10:06:29.458	1	MG ZR 170 1800
17	David MELLOR	57.058	10:06:35.055	1	MG ZR 1800
31	Fergus CAMPBELL	56.178	10:07:25.637	2	MG ZR 170 1800
17	David MELLOR	55.799	10:07:30.854	2	MG ZR 1800
31	Fergus CAMPBELL	55.703	10:08:21.339	3	MG ZR 170 1800
31	Fergus CAMPBELL	55.544	10:10:12.972	5	MG ZR 170 1800
31	Fergus CAMPBELL	55.401	10:11:08.372	6	MG ZR 170 1800
17	David MELLOR	55.348	10:11:13.941	6	MG ZR 1800
31	Fergus CAMPBELL	55.254	10:13:54.448	9	MG ZR 170 1800
17	David MELLOR	55.066	10:14:55.762	10	MG ZR 1800
17	David MELLOR	55.048	10:15:50.810	11	MG ZR 1800

Weather / Track : Cloudy / Dry

Results can be found at www.tsl-timing.com

Page 5 of 5


Mallory Park
Circuit Length = 1.3500 miles
Start: 10:04 Flag 10:19 End: 10:20

Printed - 10:26 Monday, 31 August 2020

BARC Race Meeting - Mallory Park - 31st August 2020

Lancaster Insurance MGOC Championship

RACE 1 - GRID (12 minutes)

ROW 8	15	59.776	46	Ralf TOGNERI	16	1:03.105	72	Robert FISHER	
ROW 7	13	58.561	12	Nick GOLHAR	14	58.695	11	Chris MILLARD	
ROW 6		58.049	11	14	David AMPHLETT	12	58.146	2	Jim BAYNAM
ROW 5	9	56.588	8	Paul WISBEY	10	56.710	33	Matt GOZALVEZ	
ROW 4		56.275	7	44	Martin WILLS	8	56.559	42	Simon KENDRICK
ROW 3	5	55.889	53	Mark BAKER	6	56.063	3	Adrian OLSSON	
ROW 2		55.254	3	31	Fergus CAMPBELL	4	55.632	83	Phil WALKER
ROW 1	1	55.048	17	David MELLOR	2	55.080	1	Steve McDERMID	
Pole									
									

Mallory Park
Circuit Length = 1.3500 miles

These results are provisional until the conclusion of any judicial and technical matters.

Clerk Of Course :	Steward :	Timekeeper :
-------------------	-----------	--------------


BARC Race Meeting - Mallory Park - 31st August 2020

Lancaster Insurance MGOC Championship

RACE 4 - GRID (12 minutes)

ROW 8	15	59.815 46 Ralf TOGNERI	16	1:03.217 72 Robert FISHER
ROW 7	13	58.817 11 Chris MILLARD	14	59.117 12 Nick GOLHAR
ROW 6	11	58.351 2 Jim BAYNAM	12	58.425 14 David AMPHLETT
ROW 5	9	56.792 33 Matt GOZALVEZ	10	56.970 42 Simon KENDRICK
ROW 4	7	56.566 44 Martin WILLS	8	56.591 8 Paul WISBEY
ROW 3	5	55.952 53 Mark BAKER	6	56.143 3 Adrian OLSSON
ROW 2	3	55.324 1 Steve McDERMID	4	55.787 83 Phil WALKER
ROW 1	1	55.066 17 David MELLOR	2	55.321 31 Fergus CAMPBELL

Pole



Mallory Park
Circuit Length = 1.3500 miles


These results are provisional until the conclusion of any judicial and technical matters.

Clerk Of Course :	Steward :	Timekeeper :
-------------------	-----------	--------------

BARC Race Meeting - Mallory Park - 31st August 2020

Lancaster Insurance MGOC Championship

RACE 7 - GRID (15 minutes)

ROW 8	15	46	Ralf TOGNERI	1:00.051	16	72	Robert FISHER	1:03.637
ROW 7	13	11	Chris MILLARD	58.908	14	12	Nick GOLHAR	59.162
ROW 6	11	2	Jim BAYNAM	58.354	12	14	David AMPHLETT	58.710
ROW 5	9	33	Matt GOZALVEZ	56.827	10	42	Simon KENDRICK	57.146
ROW 4	7	44	Martin WILLS	56.571	8	8	Paul WISBEY	56.803
ROW 3	5	53	Mark BAKER	55.975	6	3	Adrian OLSSON	56.310
ROW 2	3	31	Fergus CAMPBELL	55.359	4	83	Phil WALKER	55.871
ROW 1	1	1	Steve McDERMID	55.327	2	17	David MELLOR	55.348
Pole								
								

Mallory Park
Circuit Length = 1.3500 miles

These results are provisional until the conclusion of any judicial and technical matters.

Clerk Of Course :	Steward :	Timekeeper :

BARC Race Meeting - Mallory Park - 31st August 2020

Lancaster Insurance MGOC Championship

RACE 1 - CLASSIFICATION

POS	NO	CL	PIC NAME	ENTRY	LAPS	TIME	GAP	DIFF	MPH	BEST	ON
1	31	Z	1 Fergus CAMPBELL	MG ZR 170 1800	13	12:11.608			86.35	55.392	12
2	3	Z	2 Adrian OLSSON	MG MG ZR 1796	13	12:17.507	5.899	5.899	85.66	55.625	8
3	1	Z	3 Steve McDERMID	MG ZR 170 1800	13	12:17.807	6.199	0.300	85.63	54.995	7
4	17	Z	4 David MELLOR	MG ZR 1800	13	12:20.760	9.152	2.953	85.29	55.160	5
5	53	F	1 Mark BAKER	MG F 1800	13	12:23.628	12.020	2.868	84.96	55.687	7
6	8	F	2 Paul WISBEY	MG F VVC 1796	13	12:26.643	15.035	3.015	84.61	56.216	4
7	33	Z	5 Matt GOZALVEZ	MG ZR 160 1800	13	12:26.988	15.380	0.345	84.57	56.249	11
8	42	F	3 Simon KENDRICK	MG F VVC 1800	13	12:28.558	16.950	1.570	84.40	56.097	6
9	12	Z	6 Nick GOLHAR	MG ZR 160 1800	13	12:47.340	35.732	18.782	82.33	57.332	8
10	2	CL	1 Jim BAYNAM	MG B Roadster 1840	13	12:48.657	37.049	1.317	82.19	57.894	7
11	14	CL	2 David AMPHLETT	MG B Roadster 1853	13	12:56.068	44.460	7.411	81.41	57.793	2
12	11	CL	3 Chris MILLARD	MG B 1840	12	12:24.427	1 Lap	1 Lap	78.34	58.864	12
13	46	F	4 Ralf TOGNERI	MG F 1796	12	12:28.214	1 Lap	3.787	77.94	1:00.513	3
14	72	CL	4 Robert FISHER	MG B Roadster 1800	12	12:59.565	1 Lap	31.351	74.81	1:02.324	2

NOT CLASSIFIED

DNF	44	F	Martin WILLS	MG F 1800	4	3:52.127	9 Laps	8 Laps	83.74	56.154	4
DNF	83	Z	Phil WALKER	MG ZR 170 1800	3	3:06.801	10 Laps	1 Lap	78.05	55.625	2

FASTEST LAP

	1	Z	Steve McDERMID	MG ZR 170 1800	7	54.995		88.37 mph		142.22 kph	
	53	F	Mark BAKER	MG F 1800	7	55.687		87.27 mph		140.45 kph	
	14	CL	David AMPHLETT	MG B Roadster 1853	2	57.793		84.09 mph		135.33 kph	

Weather / Track : Cloudy / Dry

These results are provisional until the conclusion of any judicial and technical matters.

Mallory Park

Circuit Length = 1.3500 miles

Start: 11:33 Flag 11:45 End: 11:46

Clerk Of Course :	Steward :	Timekeeper :
-------------------	-----------	--------------

BARC Race Meeting - Mallory Park - 31st August 2020

Lancaster Insurance MGOC Championship

RACE 1 - LAP ANALYSIS

DIFF = Difference To Personal Best Lap

P1 31 Fergus CAMPBELL				
LAP	LAP TIME	DIFF	MPH	TIME OF DAY
1 -	1:03.057	7.665	77.07	11:34:15.169
2 -	56.065	0.673	86.68	11:35:11.234
3 -	56.182	0.790	86.50	11:36:07.416
4 -	55.764	0.372	87.15	11:37:03.180
5 -	55.475 (3)	0.083	87.60	11:37:58.655
6 -	55.478	0.086	87.60	11:38:54.133
7 -	55.515	0.123	87.54	11:39:49.648
8 -	55.524	0.132	87.52	11:40:45.172
9 -	55.558	0.166	87.47	11:41:40.730
10 -	55.442 (2)	0.050	87.65	11:42:36.172
11 -	56.654	1.262	85.78	11:43:32.826
12 -	55.392 (1)		87.73	11:44:28.218
13 -	55.502	0.110	87.56	11:45:23.720

P2 3 Adrian OLSSON				
LAP	LAP TIME	DIFF	MPH	TIME OF DAY
1 -	1:04.053	8.428	75.87	11:34:16.165
2 -	56.084	0.459	86.65	11:35:12.249
3 -	56.507	0.882	86.00	11:36:08.756
4 -	56.060	0.435	86.69	11:37:04.816
5 -	55.950	0.325	86.86	11:38:00.766
6 -	55.816 (3)	0.191	87.07	11:38:56.582
7 -	55.730 (2)	0.105	87.20	11:39:52.312
8 -	55.625 (1)		87.37	11:40:47.937
9 -	56.911	1.286	85.39	11:41:44.848
10 -	55.860	0.235	87.00	11:42:40.708
11 -	56.307	0.682	86.31	11:43:37.015
12 -	56.712	1.087	85.69	11:44:33.727
13 -	55.892	0.267	86.95	11:45:29.619

P3 1 Steve McDERMID				
LAP	LAP TIME	DIFF	MPH	TIME OF DAY
1 -	1:05.230	10.235	74.50	11:34:17.342
2 -	56.277	1.282	86.35	11:35:13.619
3 -	56.264	1.269	86.37	11:36:09.883
4 -	56.246	1.251	86.40	11:37:06.129
5 -	56.683	1.688	85.73	11:38:02.812
6 -	56.254	1.259	86.39	11:38:59.066
7 -	54.995 (1)		88.37	11:39:54.061
8 -	55.818 (3)	0.823	87.06	11:40:49.879
9 -	55.979	0.984	86.81	11:41:45.858
10 -	55.166 (2)	0.171	88.09	11:42:41.024
11 -	56.271	1.276	86.36	11:43:37.295
12 -	56.699	1.704	85.71	11:44:33.994
13 -	55.925	0.930	86.90	11:45:29.919

P4 17 David MELLOR				
LAP	LAP TIME	DIFF	MPH	TIME OF DAY
1 -	1:10.452	15.292	68.98	11:34:22.564
2 -	59.726	4.566	81.37	11:35:22.290
3 -	55.288 (3)	0.128	87.90	11:36:17.578
4 -	56.024	0.864	86.74	11:37:13.602
5 -	55.160 (1)		88.10	11:38:08.762
6 -	55.311	0.151	87.86	11:39:04.073
7 -	55.557	0.397	87.47	11:39:59.630
8 -	55.609	0.449	87.39	11:40:55.239
9 -	55.558	0.398	87.47	11:41:50.797
10 -	55.645	0.485	87.33	11:42:46.442
11 -	55.520	0.360	87.53	11:43:41.962

DIFF = Difference To Personal Best Lap

12 -	55.659	0.499	87.31	11:44:37.621
13 -	55.251 (2)	0.091	87.96	11:45:32.872

P5 53 Mark BAKER				
LAP	LAP TIME	DIFF	MPH	TIME OF DAY
1 -	1:02.525	6.838	77.72	11:34:14.637
2 -	56.242	0.555	86.41	11:35:10.879
3 -	56.416	0.729	86.14	11:36:07.295
4 -	56.606	0.919	85.85	11:37:03.901
5 -	55.836 (3)	0.149	87.04	11:37:59.737
6 -	55.912	0.225	86.92	11:38:55.649
7 -	55.687 (1)		87.27	11:39:51.336
8 -	55.758 (2)	0.071	87.16	11:40:47.094
9 -	57.386	1.699	84.68	11:41:44.480
10 -	55.907	0.220	86.93	11:42:40.387
11 -	58.754	3.067	82.71	11:43:39.141
12 -	59.135	3.448	82.18	11:44:38.276
13 -	57.464	1.777	84.57	11:45:35.740

P6 8 Paul WISBEY				
LAP	LAP TIME	DIFF	MPH	TIME OF DAY
1 -	1:05.015	8.799	74.75	11:34:17.127
2 -	56.387 (3)	0.171	86.19	11:35:13.514
3 -	56.264 (2)	0.048	86.37	11:36:09.778
4 -	56.216 (1)		86.45	11:37:05.994
5 -	56.583	0.367	85.89	11:38:02.577
6 -	57.365	1.149	84.72	11:38:59.942
7 -	56.603	0.387	85.86	11:39:56.545
8 -	56.914	0.698	85.39	11:40:53.459
9 -	57.601	1.385	84.37	11:41:51.060
10 -	57.332	1.116	84.76	11:42:48.392
11 -	56.942	0.726	85.35	11:43:45.334
12 -	56.775	0.559	85.60	11:44:42.109
13 -	56.646	0.430	85.79	11:45:38.755

P7 33 Matt GOZALVEZ				
LAP	LAP TIME	DIFF	MPH	TIME OF DAY
1 -	1:06.424	10.175	73.16	11:34:18.536
2 -	56.858	0.609	85.47	11:35:15.394
3 -	56.794	0.545	85.57	11:36:12.188
4 -	56.290 (2)	0.041	86.33	11:37:08.478
5 -	56.691	0.442	85.72	11:38:05.169
6 -	56.599	0.350	85.86	11:39:01.768
7 -	57.790	1.541	84.09	11:39:59.558
8 -	56.990	0.741	85.27	11:40:56.548
9 -	56.369 (3)	0.120	86.21	11:41:52.917
10 -	56.574	0.325	85.90	11:42:49.491
11 -	56.249 (1)		86.40	11:43:45.740
12 -	56.710	0.461	85.69	11:44:42.450
13 -	56.650	0.401	85.78	11:45:39.100

P8 42 Simon KENDRICK				
LAP	LAP TIME	DIFF	MPH	TIME OF DAY
1 -	1:06.078	9.981	73.54	11:34:18.190
2 -	56.951	0.854	85.33	11:35:15.141
3 -	56.513 (3)	0.416	85.99	11:36:11.654
4 -	56.557	0.460	85.93	11:37:08.211
5 -	56.783	0.686	85.58	11:38:04.994
6 -	56.097 (1)		86.63	11:39:01.091
7 -	57.952	1.855	83.86	11:39:59.043
8 -	58.060	1.963	83.70	11:40:57.103

Weather / Track : Cloudy / Dry

Mallory Park
Circuit Length = 1.3500 miles
Start: 11:33 Flag 11:45 End: 11:46

BARC Race Meeting - Mallory Park - 31st August 2020

Lancaster Insurance MGOC Championship

RACE 1 - LAP ANALYSIS

DIFF = Difference To Personal Best Lap

9 -	57.062	0.965	85.17	11:41:54.165
10 -	56.552	0.455	85.93	11:42:50.717
11 -	56.174 (2)	0.077	86.51	11:43:46.891
12 -	57.202	1.105	84.96	11:44:44.093
13 -	56.577	0.480	85.90	11:45:40.670

P9 12 Nick GOLHAR

LAP	LAP TIME	DIFF	MPH	TIME OF DAY
1 -	1:10.245	12.913	69.18	11:34:22.357
2 -	1:01.103	3.771	79.53	11:35:23.460
3 -	57.578	0.246	84.40	11:36:21.038
4 -	58.181	0.849	83.53	11:37:19.219
5 -	57.769	0.437	84.12	11:38:16.988
6 -	57.732	0.400	84.18	11:39:14.720
7 -	57.588	0.256	84.39	11:40:12.308
8 -	57.332 (1)		84.76	11:41:09.640
9 -	58.207	0.875	83.49	11:42:07.847
10 -	57.467 (3)	0.135	84.57	11:43:05.314
11 -	57.431 (2)	0.099	84.62	11:44:02.745
12 -	58.711	1.379	82.77	11:45:01.456
13 -	57.996	0.664	83.79	11:45:59.452

P10 2 Jim BAYNAM

LAP	LAP TIME	DIFF	MPH	TIME OF DAY
1 -	1:08.120	10.226	71.34	11:34:20.232
2 -	57.898 (2)	0.004	83.94	11:35:18.130
3 -	58.066	0.172	83.69	11:36:16.196
4 -	58.531	0.637	83.03	11:37:14.727
5 -	57.980 (3)	0.086	83.82	11:38:12.707
6 -	58.426	0.532	83.18	11:39:11.133
7 -	57.894 (1)		83.94	11:40:09.027
8 -	58.053	0.159	83.71	11:41:07.080
9 -	58.420	0.526	83.19	11:42:05.500
10 -	58.249	0.355	83.43	11:43:03.749
11 -	58.457	0.563	83.13	11:44:02.206
12 -	59.177	1.283	82.12	11:45:01.383
13 -	59.386	1.492	81.83	11:46:00.769

P11 14 David AMPHLETT

LAP	LAP TIME	DIFF	MPH	TIME OF DAY
1 -	1:07.438	9.645	72.06	11:34:19.550
2 -	57.793 (1)		84.09	11:35:17.343
3 -	58.207 (2)	0.414	83.49	11:36:15.550
4 -	58.679	0.886	82.82	11:37:14.229
5 -	58.341	0.548	83.30	11:38:12.570
6 -	59.234	1.441	82.04	11:39:11.804
7 -	58.277 (3)	0.484	83.39	11:40:10.081
8 -	59.213	1.420	82.07	11:41:09.294
9 -	1:00.100	2.307	80.86	11:42:09.394
10 -	58.687	0.894	82.81	11:43:08.081
11 -	58.941	1.148	82.45	11:44:07.022
12 -	1:00.677	2.884	80.09	11:45:07.699
13 -	1:00.481	2.688	80.35	11:46:08.180

P12 11 Chris MILLARD

LAP	LAP TIME	DIFF	MPH	TIME OF DAY
1 -	1:09.206	10.342	70.22	11:34:21.318
2 -	1:14.708	15.844	65.05	11:35:36.026
3 -	59.993	1.129	81.00	11:36:36.019
4 -	59.338 (2)	0.474	81.90	11:37:35.357
5 -	59.613	0.749	81.52	11:38:34.970

DIFF = Difference To Personal Best Lap

6 -	59.979	1.115	81.02	11:39:34.949
7 -	1:00.357	1.493	80.52	11:40:35.306
8 -	59.453 (3)	0.589	81.74	11:41:34.759
9 -	1:00.052	1.188	80.92	11:42:34.811
10 -	1:01.399	2.535	79.15	11:43:36.210
11 -	1:01.465	2.601	79.06	11:44:37.675
12 -	58.864 (1)		82.56	11:45:36.539

P13 46 Ralf TOGNERI

LAP	LAP TIME	DIFF	MPH	TIME OF DAY
1 -	1:10.030	9.517	69.39	11:34:22.142
2 -	1:02.854	2.341	77.32	11:35:24.996
3 -	1:00.513 (1)		80.31	11:36:25.509
4 -	1:01.231	0.718	79.37	11:37:26.740
5 -	1:01.731	1.218	78.72	11:38:28.471
6 -	1:00.944 (2)	0.431	79.74	11:39:29.415
7 -	1:01.171 (3)	0.658	79.44	11:40:30.586
8 -	1:01.667	1.154	78.81	11:41:32.253
9 -	1:02.007	1.494	78.37	11:42:34.260
10 -	1:01.570	1.057	78.93	11:43:35.830
11 -	1:02.484	1.971	77.77	11:44:38.314
12 -	1:02.012	1.499	78.37	11:45:40.326

P14 72 Robert FISHER

LAP	LAP TIME	DIFF	MPH	TIME OF DAY
1 -	1:12.784	10.460	66.77	11:34:24.896
2 -	1:02.324 (1)		77.97	11:35:27.220
3 -	1:02.981 (2)	0.657	77.16	11:36:30.201
4 -	1:03.116 (3)	0.792	77.00	11:37:33.317
5 -	1:03.564	1.240	76.45	11:38:36.881
6 -	1:03.460	1.136	76.58	11:39:40.341
7 -	1:03.905	1.581	76.05	11:40:44.246
8 -	1:05.033	2.709	74.73	11:41:49.279
9 -	1:07.401	5.077	72.10	11:42:56.680
10 -	1:04.607	2.283	75.22	11:44:01.287
11 -	1:07.230	4.906	72.28	11:45:08.517
12 -	1:03.160	0.836	76.94	11:46:11.677

P15 44 Martin WILLS

LAP	LAP TIME	DIFF	MPH	TIME OF DAY
1 -	1:02.909	6.755	77.25	11:34:15.021
2 -	56.212 (2)	0.058	86.45	11:35:11.233
3 -	56.852 (3)	0.698	85.48	11:36:08.085
4 -	56.154 (1)		86.54	11:37:04.239

P16 83 Phil WALKER

LAP	LAP TIME	DIFF	MPH	TIME OF DAY
1 -	1:01.677 (2)	6.052	78.79	11:34:13.789
2 -	55.625 (1)		87.37	11:35:09.414
3 -	1:09.499 (3)	13.874	69.92	11:36:18.913

Weather / Track : Cloudy / Dry

Mallory Park
Circuit Length = 1.3500 miles
Start: 11:33 Flag 11:45 End: 11:46

BARC Race Meeting - Mallory Park - 31st August 2020

Lancaster Insurance MGOC Championship

RACE 1 - LAP CHART

LAP 1 @ 11:34:13.789			LAP 2 @ 11:35:09.414			LAP 3 @ 11:36:07.295			LAP 4 @ 11:37:03.180			LAP 5 @ 11:37:58.655		
NO	BEHIND	LAP TIME	NO	BEHIND	LAP TIME	NO	BEHIND	LAP TIME	NO	BEHIND	LAP TIME	NO	BEHIND	LAP TIME
83		1:01.677	83		55.625	53		56.416	31		55.764	31		55.475
53	0.848	1:02.525	53	1.465	56.242	31	0.121	56.182	53	0.721	56.606	53	1.082	55.836
44	1.232	1:02.909	44	1.819	56.212	44	0.790	56.852	44	1.059	56.154	3	2.111	55.950
31	1.380	1:03.057	31	1.820	56.065	3	1.461	56.507	3	1.636	56.060	8	3.922	56.583
3	2.376	1:04.053	3	2.835	56.084	8	2.483	56.264	8	2.814	56.216	1	4.157	56.683
8	3.338	1:05.015	8	4.100	56.387	1	2.588	56.264	1	2.949	56.246	42	6.339	56.783
1	3.553	1:05.230	1	4.205	56.277	42	4.359	56.513	42	5.031	56.557	33	6.514	56.691
42	4.401	1:06.078	42	5.727	56.951	33	4.893	56.794	33	5.298	56.290	17	10.107	55.160
33	4.747	1:06.424	33	5.980	56.858	14	8.255	58.207	17	10.422	56.024	14	13.915	58.341
14	5.761	1:07.438	14	7.929	57.793	2	8.901	58.066	14	11.049	58.679	2	14.052	57.980
2	6.443	1:08.120	2	8.716	57.898	17	10.283	55.288	2	11.547	58.531	12	18.333	57.769
11	7.529	1:09.206	17	12.876	59.726	83	11.618	1:09.499	12	16.039	58.181	46	29.816	1:01.731
46	8.353	1:10.030	12	14.046	1:01.103	12	13.743	57.578	46	23.560	1:01.231	11	36.315	59.613
12	8.568	1:10.245	46	15.582	1:02.854	46	18.214	1:00.513	72	30.137	1:03.116	72	38.226	1:03.564
17	8.775	1:10.452	72	17.806	1:02.324	72	22.906	1:02.981	11	32.177	59.338			
72	11.107	1:12.784	11	26.612	1:14.708	11	28.724	59.993						

Weather / Track : Cloudy / Dry

Results can be found at www.tsl-timing.com

Page 1 of 3

Mallory Park
Circuit Length = 1.3500 miles
Start: 11:33 Flag 11:45 End: 11:46

Printed - 11:47 Monday, 31 August 2020

BARC Race Meeting - Mallory Park - 31st August 2020

Lancaster Insurance MGOC Championship

RACE 1 - LAP CHART

LAP 6 @ 11:38:54.133			LAP 7 @ 11:39:49.648			LAP 8 @ 11:40:45.172			LAP 9 @ 11:41:40.730			LAP 10 @ 11:42:36.172		
NO	BEHIND	LAP TIME	NO	BEHIND	LAP TIME	NO	BEHIND	LAP TIME	NO	BEHIND	LAP TIME	NO	BEHIND	LAP TIME
31		55.478	31		55.515	31		55.524	31		55.558	31		55.442
53	1.516	55.912	53	1.688	55.687	53	1.922	55.758	53	3.750	57.386	53	4.215	55.907
3	2.449	55.816	3	2.664	55.730	3	2.765	55.625	3	4.118	56.911	3	4.536	55.860
1	4.933	56.254	1	4.413	54.995	1	4.707	55.818	1	5.128	55.979	1	4.852	55.166
8	5.809	57.365	8	6.897	56.603	8	8.287	56.914	72	1 Lap	1:05.033	17	10.270	55.645
42	6.958	56.097	42	9.395	57.952	17	10.067	55.609	17	10.067	55.558	8	12.220	57.332
33	7.635	56.599	33	9.910	57.790	33	11.376	56.990	8	10.330	57.601	33	13.319	56.574
17	9.940	55.311	17	9.982	55.557	42	11.931	58.060	33	12.187	56.369	42	14.545	56.552
2	17.000	58.426	2	19.379	57.894	2	21.908	58.053	42	13.435	57.062	72	1 Lap	1:07.401
14	17.671	59.234	14	20.433	58.277	14	24.122	59.213	2	24.770	58.420	2	27.577	58.249
12	20.587	57.732	12	22.660	57.588	12	24.468	57.332	12	27.117	58.207	12	29.142	57.467
46	35.282	1:00.944	46	40.938	1:01.171	46	47.081	1:01.667	14	28.664	1:00.100	14	31.909	58.687
11	40.816	59.979	11	45.658	1:00.357	11	49.587	59.453	46	53.530	1:02.007			
72	46.208	1:03.460	72	54.598	1:03.905				11	54.081	1:00.052			

Weather / Track : Cloudy / Dry

Results can be found at www.tsl-timing.com

Page 2 of 3

Mallory Park
Circuit Length = 1.3500 miles
Start: 11:33 Flag 11:45 End: 11:46

Printed - 11:47 Monday, 31 August 2020

BARC Race Meeting - Mallory Park - 31st August 2020

Lancaster Insurance MGOC Championship

RACE 1 - LAP CHART

LAP 11 @ 11:43:32.826			LAP 12 @ 11:44:28.218			LAP 13 @ 11:45:23.720		
NO	BEHIND	LAP TIME	NO	BEHIND	LAP TIME	NO	BEHIND	LAP TIME
31		56.654	31		55.392	31		55.502
46	1 Lap	1:01.570	3	5.509	56.712	3	5.899	55.892
11	1 Lap	1:01.399	1	5.776	56.699	1	6.199	55.925
3	4.189	56.307	17	9.403	55.659	17	9.152	55.251
1	4.469	56.271	11	1 Lap	1:01.465	53	12.020	57.464
53	6.315	58.754	53	10.058	59.135	11	1 Lap	58.864
17	9.136	55.520	46	1 Lap	1:02.484	8	15.035	56.646
8	12.508	56.942	8	13.891	56.775	33	15.380	56.650
33	12.914	56.249	33	14.232	56.710	46	1 Lap	1:02.012
42	14.065	56.174	42	15.875	57.202	42	16.950	56.577
72	1 Lap	1:04.607	2	33.165	59.177	12	35.732	57.996
2	29.380	58.457	12	33.238	58.711	2	37.049	59.386
12	29.919	57.431	14	39.481	1:00.677	14	44.460	1:00.481
14	34.196	58.941	72	1 Lap	1:07.230	72	1 Lap	1:03.160

Weather / Track : Cloudy / Dry

BARC Race Meeting - Mallory Park - 31st August 2020

Lancaster Insurance MGOC Championship

RACE 1 - STATISTICS

Competitors Started 16
Planned Start 2020-08-31 @ 11:35:00.000
Actual Start 2020-08-31 @ 11:33:12.111
Finish Time 2020-08-31 @ 11:45:23.719
Track Length 1.3500mi.
Total Laps 186
Total Distance Covered 251.1000mi.

Session Fastest Lap History

NO	CL	NAME	LAP TIME	TIME OF DAY	LAP	VEHICLE
83	Z	Phil WALKER	1:01.677	11:34:13.796	1	MG ZR 170 1800
83	Z	Phil WALKER	55.625	11:35:09.420	2	MG ZR 170 1800
17	Z	David MELLOR	55.288	11:36:17.577	3	MG ZR 1800
17	Z	David MELLOR	55.160	11:38:08.763	5	MG ZR 1800
1	Z	Steve McDERMID	54.995	11:39:54.065	7	MG ZR 170 1800

Session Leader History

NO	CL	NAME	FROM LAP	LAPS LED	DISTANCE	VEHICLE
83	Z	Phil WALKER	1	2	2.70 miles	MG ZR 170 1800
53	F	Mark BAKER	3	1	1.35 miles	MG F 1800
31	Z	Fergus CAMPBELL	4	10	13.50 miles	MG ZR 170 1800

Flag History

TYPE	TIME OF DAY
GREEN	11:33:12.111
FINISH	11:45:23.719

Flag Statistics

TYPE	COUNT	TOTAL LAPS	TOTAL TIME
Green	1	13	13:09.921
Red	0	0	0.000
Safety Car	0	0	0.000
FCY	0	0	0.000

Weather / Track : Cloudy / Dry

BARC Race Meeting - Mallory Park - 31st August 2020

Lancaster Insurance MGOC Championship

RACE 1 - STATISTICS

CLASS : CL

4 Starters

Fastest Lap History

NO	NAME	LAP TIME	TIME OF DAY	LAP	VEHICLE
14	David AMPHLETT	1:07.438	11:34:19.547	1	MG B Roadster 1853
14	David AMPHLETT	57.793	11:35:17.339	2	MG B Roadster 1853

Leader History

NO	NAME	FROM LAP	LAPS LED	DISTANCE	VEHICLE
14	David AMPHLETT	1	5	6.75 miles	MG B Roadster 1853
2	Jim BAYNAM	6	8	10.80 miles	MG B Roadster 1840

BARC Race Meeting - Mallory Park - 31st August 2020

Lancaster Insurance MGOC Championship

RACE 1 - STATISTICS

CLASS : F

5 Starters

Fastest Lap History

NO	NAME	LAP TIME	TIME OF DAY	LAP	VEHICLE
53	Mark BAKER	1:02.525	11:34:14.646	1	MG F 1800
53	Mark BAKER	56.242	11:35:10.888	2	MG F 1800
44	Martin WILLS	56.212	11:35:11.262	2	MG F 1800
44	Martin WILLS	56.154	11:37:04.248	4	MG F 1800
53	Mark BAKER	55.836	11:37:59.746	5	MG F 1800
53	Mark BAKER	55.687	11:39:51.345	7	MG F 1800

Leader History

NO	NAME	FROM LAP	LAPS LED	DISTANCE	VEHICLE
53	Mark BAKER	1	13	17.55 miles	MG F 1800

BARC Race Meeting - Mallory Park - 31st August 2020

Lancaster Insurance MGOC Championship

RACE 1 - STATISTICS

CLASS : Z

7 Starters

Fastest Lap History

NO	NAME	LAP TIME	TIME OF DAY	LAP	VEHICLE
83	Phil WALKER	1:01.677	11:34:13.796	1	MG ZR 170 1800
83	Phil WALKER	55.625	11:35:09.420	2	MG ZR 170 1800
17	David MELLOR	55.288	11:36:17.577	3	MG ZR 1800
17	David MELLOR	55.160	11:38:08.763	5	MG ZR 1800
1	Steve McDERMID	54.995	11:39:54.065	7	MG ZR 170 1800

Leader History

NO	NAME	FROM LAP	LAPS LED	DISTANCE	VEHICLE
83	Phil WALKER	1	2	2.70 miles	MG ZR 170 1800
31	Fergus CAMPBELL	3	11	14.85 miles	MG ZR 170 1800

BARC Race Meeting - Mallory Park - 31st August 2020

Lancaster Insurance MGOC Championship

RACE 4 - CLASSIFICATION

POS	NO	CL	PIC NAME	ENTRY	LAPS	TIME	GAP	DIFF	MPH	BEST	ON
1	31	Z	1 Fergus CAMPBELL	MG ZR 170 1800	13	12:07.287			86.87	55.267	3
2	17	Z	2 David MELLOR	MG ZR 1800	13	12:07.532	0.245	0.245	86.84	55.227	3
3	83	Z	3 Phil WALKER	MG ZR 170 1800	13	12:11.858	4.571	4.326	86.32	55.485	5
4	1	Z	4 Steve McDERMID	MG ZR 170 1800	13	12:19.736	12.449	7.878	85.40	55.603	7
5	44	F	1 Martin WILLS	MG F 1800	13	12:23.223	15.936	3.487	85.00	55.984	3
6	53	F	2 Mark BAKER	MG F 1800	13	12:23.657	16.370	0.434	84.95	56.026	3
7	8	F	3 Paul WISBEY	MG F VVC 1796	13	12:24.674	17.387	1.017	84.84	56.326	3
8	42	F	4 Simon KENDRICK	MG F VVC 1800	13	12:25.001	17.714	0.327	84.80	56.217	11
9	3	Z	5 Adrian OLSSON	MG MG ZR 1796	13	12:25.378	18.091	0.377	84.76	56.280	11
10	33	Z	6 Matt GOZALVEZ	MG ZR 160 1800	13	12:29.571	22.284	4.193	84.28	56.280	10
11	12	Z	7 Nick GOLHAR	MG ZR 160 1800	13	12:50.104	42.817	20.533	82.04	57.597	3
12	2	CL	1 Jim BAYNAM	MG B Roadster 1840	13	12:54.058	46.771	3.954	81.62	58.176	5
13	11	CL	2 Chris MILLARD	MG B 1840	13	12:56.028	48.741	1.970	81.41	58.593	6
14	14	CL	3 David AMPHLETT	MG B Roadster 1853	13	12:56.679	49.392	0.651	81.34	58.448	13
15	46	F	5 Ralf TOGNERI	MG F 1796	12	12:33.914	1 Lap	1 Lap	77.35	1:00.376	2
16	72	CL	4 Robert FISHER	MG B Roadster 1800	12	12:53.435	1 Lap	19.521	75.40	1:02.475	2

FASTEST LAP

17	Z	David MELLOR	MG ZR 1800	3	55.227	88.00 mph	141.62 kph
44	F	Martin WILLS	MG F 1800	3	55.984	86.81 mph	139.70 kph
2	CL	Jim BAYNAM	MG B Roadster 1840	5	58.176	83.53 mph	134.44 kph

Weather / Track : Cloudy / Dry

These results are provisional until the conclusion of any judicial and technical matters.

Mallory Park

Circuit Length = 1.3500 miles

Start: 14:56 Flag 15:08 End: 15:09

Clerk Of Course :	Steward :	Timekeeper :
-------------------	-----------	--------------

BARC Race Meeting - Mallory Park - 31st August 2020

Lancaster Insurance MGOC Championship

RACE 4 - LAP CHART

LAP 1 @ 14:57:33.151			LAP 2 @ 14:58:28.516			LAP 3 @ 14:59:23.783			LAP 4 @ 15:00:19.165			LAP 5 @ 15:01:14.614		
NO	BEHIND	LAP TIME	NO	BEHIND	LAP TIME	NO	BEHIND	LAP TIME	NO	BEHIND	LAP TIME	NO	BEHIND	LAP TIME
31		1:02.091	31		55.365	31		55.267	31		55.382	31		55.449
17	0.291	1:02.382	17	0.246	55.320	17	0.206	55.227	17	0.572	55.748	17	0.501	55.378
83	1.270	1:03.361	83	2.018	56.113	83	2.455	55.704	83	2.600	55.527	83	2.636	55.485
1	1.803	1:03.894	1	2.425	55.987	1	3.067	55.909	1	3.446	55.761	1	3.639	55.642
44	2.063	1:04.154	44	3.042	56.344	44	3.759	55.984	44	4.743	56.366	44	5.718	56.424
53	2.297	1:04.388	53	3.586	56.654	53	4.345	56.026	53	5.182	56.219	53	6.516	56.783
8	3.107	1:05.198	8	4.413	56.671	8	5.472	56.326	8	6.423	56.333	8	7.428	56.454
42	3.466	1:05.557	42	4.821	56.720	42	6.019	56.465	42	6.979	56.342	42	8.126	56.596
3	4.244	1:06.335	3	5.211	56.332	3	6.434	56.490	3	7.480	56.428	3	8.636	56.605
33	4.752	1:06.843	33	6.454	57.067	33	8.215	57.028	33	10.002	57.169	33	11.794	57.241
2	6.313	1:08.404	12	9.218	57.907	12	11.548	57.597	12	14.243	58.077	12	17.188	58.394
12	6.676	1:08.767	2	10.611	59.663	2	13.870	58.526	2	17.125	58.637	2	19.852	58.176
11	8.076	1:10.167	11	11.412	58.701	11	14.903	58.758	11	18.475	58.954	11	21.886	58.860
14	8.362	1:10.453	14	12.272	59.275	14	15.681	58.676	14	18.952	58.653	14	22.424	58.921
46	8.692	1:10.783	46	13.703	1:00.376	46	19.532	1:01.096	46	26.538	1:02.388	46	33.523	1:02.434
72	10.530	1:12.621	72	17.640	1:02.475	72	26.077	1:03.704	72	34.217	1:03.522	72	42.154	1:03.386

Weather / Track : Cloudy / Dry

Results can be found at www.tsl-timing.com

Page 1 of 3

Mallory Park
Circuit Length = 1.3500 miles
Start: 14:56 Flag 15:08 End: 15:09

Printed - 15:20 Monday, 31 August 2020

BARC Race Meeting - Mallory Park - 31st August 2020

Lancaster Insurance MGOC Championship

RACE 4 - LAP CHART

LAP 6 @ 15:02:10.142			LAP 7 @ 15:03:05.513			LAP 8 @ 15:04:01.262			LAP 9 @ 15:04:56.568			LAP 10 @ 15:05:51.873		
NO	BEHIND	LAP TIME	NO	BEHIND	LAP TIME	NO	BEHIND	LAP TIME	NO	BEHIND	LAP TIME	NO	BEHIND	LAP TIME
31		55.528	31		55.371	31		55.749	31		55.306	31		55.305
17	0.479	55.506	17	0.422	55.314	17	0.387	55.714	17	0.349	55.268	17	0.508	55.464
83	2.596	55.488	83	2.973	55.748	83	2.807	55.583	46	1 Lap	1:03.520	83	3.677	55.955
1	4.040	55.929	1	4.272	55.603	72	1 Lap	1:04.266	83	3.027	55.526	1	6.254	56.576
44	6.577	56.387	44	7.838	56.632	1	4.314	55.791	1	4.983	55.975	46	1 Lap	1:01.777
53	7.332	56.344	53	8.210	56.249	44	8.824	56.735	44	10.368	56.850	44	12.183	57.120
8	8.303	56.403	8	9.680	56.748	53	9.060	56.599	53	10.673	56.919	53	12.493	57.125
42	9.743	57.145	42	11.057	56.685	8	10.616	56.685	8	12.165	56.855	8	13.557	56.697
3	10.159	57.051	3	11.424	56.636	42	11.829	56.521	72	1 Lap	1:04.952	42	14.380	56.402
33	12.880	56.614	33	14.272	56.763	3	12.414	56.739	42	13.283	56.760	3	14.940	56.471
12	20.210	58.550	12	23.013	58.174	33	15.107	56.584	3	13.774	56.666	33	17.333	56.280
2	22.571	58.247	2	25.580	58.380	12	25.627	58.363	33	16.358	56.557	72	1 Lap	1:04.126
11	24.951	58.593	11	28.627	59.047	2	28.509	58.678	12	29.367	59.046	12	32.856	58.794
14	25.732	58.836	14	29.696	59.335	11	31.744	58.866	2	31.569	58.366	2	34.517	58.253
46	41.453	1:03.458	46	48.704	1:02.622	14	32.536	58.589	11	35.369	58.931	11	38.859	58.795
72	49.669	1:03.043							14	35.960	58.730	14	39.384	58.729

BARC Race Meeting - Mallory Park - 31st August 2020

Lancaster Insurance MGOC Championship

RACE 4 - LAP CHART

LAP 11 @ 15:06:47.290			LAP 12 @ 15:07:42.680			LAP 13 @ 15:08:38.347		
NO	BEHIND	LAP TIME	NO	BEHIND	LAP TIME	NO	BEHIND	LAP TIME
31		55.417	31		55.390	31		55.667
17	0.371	55.280	17	0.269	55.288	17	0.245	55.643
83	3.830	55.570	83	4.256	55.816	83	4.571	55.982
1	6.848	56.011	1	7.420	55.962	1	12.449	1:00.696
44	13.397	56.631	44	15.081	57.074	44	15.936	56.522
53	13.825	56.749	53	15.249	56.814	53	16.370	56.788
46	1 Lap	1:02.594	8	16.305	56.757	8	17.387	56.749
8	14.938	56.798	42	16.757	56.967	42	17.714	56.624
42	15.180	56.217	3	17.116	56.703	3	18.091	56.642
3	15.803	56.280	33	21.460	57.156	33	22.284	56.491
33	19.694	57.778	46	1 Lap	1:02.216	46	1 Lap	1:00.650
72	1 Lap	1:03.786	72	1 Lap	1:03.302	12	42.817	59.471
12	35.965	58.526	12	39.013	58.438	72	1 Lap	1:04.252
2	37.944	58.844	2	41.781	59.227	2	46.771	1:00.657
11	42.242	58.800	11	45.670	58.818	11	48.741	58.738
14	42.965	58.998	14	46.611	59.036	14	49.392	58.448

Weather / Track : Cloudy / Dry

Results can be found at www.tsl-timing.com

Page 3 of 3

Mallory Park
Circuit Length = 1.3500 miles
Start: 14:56 Flag 15:08 End: 15:09

Printed - 15:20 Monday, 31 August 2020

BARC Race Meeting - Mallory Park - 31st August 2020

Lancaster Insurance MGOC Championship

RACE 4 - LAP ANALYSIS

DIFF = Difference To Personal Best Lap

P1 31 Fergus CAMPBELL				
LAP	LAP TIME	DIFF	MPH	TIME OF DAY
1 -	1:02.091	6.824	78.27	14:57:33.151
2 -	55.365	0.098	87.78	14:58:28.516
3 -	55.267 (1)		87.93	14:59:23.783
4 -	55.382	0.115	87.75	15:00:19.165
5 -	55.449	0.182	87.64	15:01:14.614
6 -	55.528	0.261	87.52	15:02:10.142
7 -	55.371	0.104	87.77	15:03:05.513
8 -	55.749	0.482	87.17	15:04:01.262
9 -	55.306 (3)	0.039	87.87	15:04:56.568
10 -	55.305 (2)	0.038	87.87	15:05:51.873
11 -	55.417	0.150	87.69	15:06:47.290
12 -	55.390	0.123	87.74	15:07:42.680
13 -	55.667	0.400	87.30	15:08:38.347

P2 17 David MELLOR				
LAP	LAP TIME	DIFF	MPH	TIME OF DAY
1 -	1:02.382	7.155	77.90	14:57:33.442
2 -	55.320	0.093	87.85	14:58:28.762
3 -	55.227 (1)		88.00	14:59:23.989
4 -	55.748	0.521	87.17	15:00:19.737
5 -	55.378	0.151	87.76	15:01:15.115
6 -	55.506	0.279	87.55	15:02:10.621
7 -	55.314	0.087	87.86	15:03:05.935
8 -	55.714	0.487	87.23	15:04:01.649
9 -	55.268 (2)	0.041	87.93	15:04:56.917
10 -	55.464	0.237	87.62	15:05:52.381
11 -	55.280 (3)	0.053	87.91	15:06:47.661
12 -	55.288	0.061	87.90	15:07:42.949
13 -	55.643	0.416	87.34	15:08:38.592

P3 83 Phil WALKER				
LAP	LAP TIME	DIFF	MPH	TIME OF DAY
1 -	1:03.361	7.876	76.70	14:57:34.421
2 -	56.113	0.628	86.61	14:58:30.534
3 -	55.704	0.219	87.24	14:59:26.238
4 -	55.527	0.042	87.52	15:00:21.765
5 -	55.485 (1)		87.59	15:01:17.250
6 -	55.488 (2)	0.003	87.58	15:02:12.738
7 -	55.748	0.263	87.17	15:03:08.486
8 -	55.583	0.098	87.43	15:04:04.069
9 -	55.526 (3)	0.041	87.52	15:04:59.595
10 -	55.955	0.470	86.85	15:05:55.550
11 -	55.570	0.085	87.45	15:06:51.120
12 -	55.816	0.331	87.07	15:07:46.936
13 -	55.982	0.497	86.81	15:08:42.918

P4 1 Steve McDERMID				
LAP	LAP TIME	DIFF	MPH	TIME OF DAY
1 -	1:03.894	8.291	76.06	14:57:34.954
2 -	55.987	0.384	86.80	14:58:30.941
3 -	55.909	0.306	86.92	14:59:26.850
4 -	55.761 (3)	0.158	87.15	15:00:22.611
5 -	55.642 (2)	0.039	87.34	15:01:18.253
6 -	55.929	0.326	86.89	15:02:14.182
7 -	55.603 (1)		87.40	15:03:09.785
8 -	55.791	0.188	87.11	15:04:05.576
9 -	55.975	0.372	86.82	15:05:01.551
10 -	56.576	0.973	85.90	15:05:58.127
11 -	56.011	0.408	86.76	15:06:54.138

DIFF = Difference To Personal Best Lap

12 -	55.962	0.359	86.84	15:07:50.100
13 -	1:00.696	5.093	80.07	15:08:50.796

P5 44 Martin WILLS				
LAP	LAP TIME	DIFF	MPH	TIME OF DAY
1 -	1:04.154	8.170	75.75	14:57:35.214
2 -	56.344 (2)	0.360	86.25	14:58:31.558
3 -	55.984 (1)		86.81	14:59:27.542
4 -	56.366 (3)	0.382	86.22	15:00:23.908
5 -	56.424	0.440	86.13	15:01:20.332
6 -	56.387	0.403	86.19	15:02:16.719
7 -	56.632	0.648	85.81	15:03:13.351
8 -	56.735	0.751	85.66	15:04:10.086
9 -	56.850	0.866	85.48	15:05:06.936
10 -	57.120	1.136	85.08	15:06:04.056
11 -	56.631	0.647	85.81	15:07:00.687
12 -	57.074	1.090	85.15	15:07:57.761
13 -	56.522	0.538	85.98	15:08:54.283

P6 53 Mark BAKER				
LAP	LAP TIME	DIFF	MPH	TIME OF DAY
1 -	1:04.388	8.362	75.47	14:57:35.448
2 -	56.654	0.628	85.78	14:58:32.102
3 -	56.026 (1)		86.74	14:59:28.128
4 -	56.219 (2)	0.193	86.44	15:00:24.347
5 -	56.783	0.757	85.58	15:01:21.130
6 -	56.344	0.318	86.25	15:02:17.474
7 -	56.249 (3)	0.223	86.40	15:03:13.723
8 -	56.599	0.573	85.86	15:04:10.322
9 -	56.919	0.893	85.38	15:05:07.241
10 -	57.125	1.099	85.07	15:06:04.366
11 -	56.749	0.723	85.64	15:07:01.115
12 -	56.814	0.788	85.54	15:07:57.929
13 -	56.788	0.762	85.58	15:08:54.717

P7 8 Paul WISBEY				
LAP	LAP TIME	DIFF	MPH	TIME OF DAY
1 -	1:05.198	8.872	74.54	14:57:36.258
2 -	56.671	0.345	85.75	14:58:32.929
3 -	56.326 (1)		86.28	14:59:29.255
4 -	56.333 (2)	0.007	86.27	15:00:25.588
5 -	56.454	0.128	86.08	15:01:22.042
6 -	56.403 (3)	0.077	86.16	15:02:18.445
7 -	56.748	0.422	85.64	15:03:15.193
8 -	56.685	0.359	85.73	15:04:11.878
9 -	56.855	0.529	85.48	15:05:08.733
10 -	56.697	0.371	85.71	15:06:05.430
11 -	56.798	0.472	85.56	15:07:02.228
12 -	56.757	0.431	85.62	15:07:58.985
13 -	56.749	0.423	85.64	15:08:55.734

P8 42 Simon KENDRICK				
LAP	LAP TIME	DIFF	MPH	TIME OF DAY
1 -	1:05.557	9.340	74.13	14:57:36.617
2 -	56.720	0.503	85.68	14:58:33.337
3 -	56.465	0.248	86.07	14:59:29.802
4 -	56.342 (2)	0.125	86.25	15:00:26.144
5 -	56.596	0.379	85.87	15:01:22.740
6 -	57.145	0.928	85.04	15:02:19.885
7 -	56.685	0.468	85.73	15:03:16.570
8 -	56.521	0.304	85.98	15:04:13.091

Weather / Track : Cloudy / Dry

Mallory Park
Circuit Length = 1.3500 miles
Start: 14:56 Flag 15:08 End: 15:09

BARC Race Meeting - Mallory Park - 31st August 2020

Lancaster Insurance MGOC Championship

RACE 4 - LAP ANALYSIS

DIFF = Difference To Personal Best Lap

9 -	56.760	0.543	85.62	15:05:09.851
10 -	56.402 (3)	0.185	86.16	15:06:06.253
11 -	56.217 (1)		86.45	15:07:02.470
12 -	56.967	0.750	85.31	15:07:59.437
13 -	56.624	0.407	85.82	15:08:56.061

P9 3 Adrian OLSSON

LAP	LAP TIME	DIFF	MPH	TIME OF DAY
1 -	1:06.335	10.055	73.26	14:57:37.395
2 -	56.332 (2)	0.052	86.27	14:58:33.727
3 -	56.490	0.210	86.03	14:59:30.217
4 -	56.428 (3)	0.148	86.12	15:00:26.645
5 -	56.605	0.325	85.85	15:01:23.250
6 -	57.051	0.771	85.18	15:02:20.301
7 -	56.636	0.356	85.81	15:03:16.937
8 -	56.739	0.459	85.65	15:04:13.676
9 -	56.666	0.386	85.76	15:05:10.342
10 -	56.471	0.191	86.06	15:06:06.813
11 -	56.280 (1)		86.35	15:07:03.093
12 -	56.703	0.423	85.70	15:07:59.796
13 -	56.642	0.362	85.80	15:08:56.438

P10 33 Matt GOZALVEZ

LAP	LAP TIME	DIFF	MPH	TIME OF DAY
1 -	1:06.843	10.563	72.70	14:57:37.903
2 -	57.067	0.787	85.16	14:58:34.970
3 -	57.028	0.748	85.22	14:59:31.998
4 -	57.169	0.889	85.01	15:00:29.167
5 -	57.241	0.961	84.90	15:01:26.408
6 -	56.614	0.334	85.84	15:02:23.022
7 -	56.763	0.483	85.61	15:03:19.785
8 -	56.584	0.304	85.89	15:04:16.369
9 -	56.557 (3)	0.277	85.93	15:05:12.926
10 -	56.280 (1)		86.35	15:06:09.206
11 -	57.778	1.498	84.11	15:07:06.984
12 -	57.156	0.876	85.03	15:08:04.140
13 -	56.491 (2)	0.211	86.03	15:09:00.631

P11 12 Nick GOLHAR

LAP	LAP TIME	DIFF	MPH	TIME OF DAY
1 -	1:08.767	11.170	70.67	14:57:39.827
2 -	57.907 (2)	0.310	83.92	14:58:37.734
3 -	57.597 (1)		84.37	14:59:35.331
4 -	58.077 (3)	0.480	83.68	15:00:33.408
5 -	58.394	0.797	83.22	15:01:31.802
6 -	58.550	0.953	83.00	15:02:30.352
7 -	58.174	0.577	83.54	15:03:28.526
8 -	58.363	0.766	83.27	15:04:26.889
9 -	59.046	1.449	82.30	15:05:25.935
10 -	58.794	1.197	82.66	15:06:24.729
11 -	58.526	0.929	83.04	15:07:23.255
12 -	58.438	0.841	83.16	15:08:21.693
13 -	59.471	1.874	81.72	15:09:21.164

P12 2 Jim BAYNAM

LAP	LAP TIME	DIFF	MPH	TIME OF DAY
1 -	1:08.404	10.228	71.04	14:57:39.464
2 -	59.663	1.487	81.45	14:58:39.127
3 -	58.526	0.350	83.04	14:59:37.653
4 -	58.637	0.461	82.88	15:00:36.290
5 -	58.176 (1)		83.53	15:01:34.466

DIFF = Difference To Personal Best Lap

6 -	58.247 (2)	0.071	83.43	15:02:32.713
7 -	58.380	0.204	83.24	15:03:31.093
8 -	58.678	0.502	82.82	15:04:29.771
9 -	58.366	0.190	83.26	15:05:28.137
10 -	58.253 (3)	0.077	83.42	15:06:26.390
11 -	58.844	0.668	82.59	15:07:25.234
12 -	59.227	1.051	82.05	15:08:24.461
13 -	1:00.657	2.481	80.12	15:09:25.118

P13 11 Chris MILLARD

LAP	LAP TIME	DIFF	MPH	TIME OF DAY
1 -	1:10.167	11.574	69.26	14:57:41.227
2 -	58.701 (2)	0.108	82.79	14:58:39.928
3 -	58.758	0.165	82.71	14:59:38.686
4 -	58.954	0.361	82.43	15:00:37.640
5 -	58.860	0.267	82.56	15:01:36.500
6 -	58.593 (1)		82.94	15:02:35.093
7 -	59.047	0.454	82.30	15:03:34.140
8 -	58.866	0.273	82.56	15:04:33.006
9 -	58.931	0.338	82.46	15:05:31.937
10 -	58.795	0.202	82.66	15:06:30.732
11 -	58.800	0.207	82.65	15:07:29.532
12 -	58.818	0.225	82.62	15:08:28.350
13 -	58.738 (3)	0.145	82.74	15:09:27.088

P14 14 David AMPHLETT

LAP	LAP TIME	DIFF	MPH	TIME OF DAY
1 -	1:10.453	12.005	68.98	14:57:41.513
2 -	59.275	0.827	81.99	14:58:40.788
3 -	58.676	0.228	82.82	14:59:39.464
4 -	58.653 (3)	0.205	82.86	15:00:38.117
5 -	58.921	0.473	82.48	15:01:37.038
6 -	58.836	0.388	82.60	15:02:35.874
7 -	59.335	0.887	81.90	15:03:35.209
8 -	58.589 (2)	0.141	82.95	15:04:33.798
9 -	58.730	0.282	82.75	15:05:32.528
10 -	58.729	0.281	82.75	15:06:31.257
11 -	58.998	0.550	82.37	15:07:30.255
12 -	59.036	0.588	82.32	15:08:29.291
13 -	58.448 (1)		83.15	15:09:27.739

P15 46 Ralf TOGNERI

LAP	LAP TIME	DIFF	MPH	TIME OF DAY
1 -	1:10.783	10.407	68.65	14:57:41.843
2 -	1:00.376 (1)		80.49	14:58:42.219
3 -	1:01.096 (3)	0.720	79.54	14:59:43.315
4 -	1:02.388	2.012	77.89	15:00:45.703
5 -	1:02.434	2.058	77.84	15:01:48.137
6 -	1:03.458	3.082	76.58	15:02:51.595
7 -	1:02.622	2.246	77.60	15:03:54.217
8 -	1:03.520	3.144	76.51	15:04:57.737
9 -	1:01.777	1.401	78.67	15:05:59.514
10 -	1:02.594	2.218	77.64	15:07:02.108
11 -	1:02.216	1.840	78.11	15:08:04.324
12 -	1:00.650 (2)	0.274	80.13	15:09:04.974

P16 72 Robert FISHER

LAP	LAP TIME	DIFF	MPH	TIME OF DAY
1 -	1:12.621	10.146	66.92	14:57:43.681
2 -	1:02.475 (1)		77.79	14:58:46.156
3 -	1:03.704	1.229	76.29	14:59:49.860

Weather / Track : Cloudy / Dry

Mallory Park
Circuit Length = 1.3500 miles
Start: 14:56 Flag 15:08 End: 15:09

BARC Race Meeting - Mallory Park - 31st August 2020

Lancaster Insurance MGOC Championship

RACE 4 - LAP ANALYSIS

DIFF = Difference To Personal Best Lap

4 -	1:03.522	1.047	76.50	15:00:53.382
5 -	1:03.386	0.911	76.67	15:01:56.768
6 -	1:03.043 (2)	0.568	77.09	15:02:59.811
7 -	1:04.266	1.791	75.62	15:04:04.077
8 -	1:04.952	2.477	74.82	15:05:09.029
9 -	1:04.126	1.651	75.78	15:06:13.155
10 -	1:03.786	1.311	76.19	15:07:16.941
11 -	1:03.302 (3)	0.827	76.77	15:08:20.243
12 -	1:04.252	1.777	75.63	15:09:24.495

BARC Race Meeting - Mallory Park - 31st August 2020

Lancaster Insurance MGOC Championship

RACE 4 - STATISTICS

Competitors Started 16
Planned Start 2020-08-31 @ 14:57:00.000
Actual Start 2020-08-31 @ 14:56:31.059
Finish Time 2020-08-31 @ 15:08:37.190
Track Length 1.3500mi.
Total Laps 206
Total Distance Covered 278.1000mi.

Session Fastest Lap History

NO	CL	NAME	LAP TIME	TIME OF DAY	LAP	VEHICLE
31	Z	Fergus CAMPBELL	1:02.091	14:57:33.153	1	MG ZR 170 1800
31	Z	Fergus CAMPBELL	55.365	14:58:28.518	2	MG ZR 170 1800
17	Z	David MELLOR	55.320	14:58:28.761	2	MG ZR 1800
31	Z	Fergus CAMPBELL	55.267	14:59:23.784	3	MG ZR 170 1800
17	Z	David MELLOR	55.227	14:59:23.989	3	MG ZR 1800

Session Leader History

NO	CL	NAME	FROM LAP	LAPS LED	DISTANCE	VEHICLE
31	Z	Fergus CAMPBELL	1	13	17.55 miles	MG ZR 170 1800

Flag History

TYPE	TIME OF DAY
GREEN	14:56:31.059
FINISH	15:08:37.190

Flag Statistics

TYPE	COUNT	TOTAL LAPS	TOTAL TIME
Green	1	13	13:19.169
Red	0	0	0.000
Safety Car	0	0	0.000
FCY	0	0	0.000

BARC Race Meeting - Mallory Park - 31st August 2020

Lancaster Insurance MGOC Championship

RACE 4 - STATISTICS

CLASS : CL

4 Starters

Fastest Lap History

NO	NAME	LAP TIME	TIME OF DAY	LAP	VEHICLE
2	Jim BAYNAM	1:08.404	14:57:39.466	1	MG B Roadster 1840
2	Jim BAYNAM	59.663	14:58:39.130	2	MG B Roadster 1840
11	Chris MILLARD	58.701	14:58:39.930	2	MG B 1840
2	Jim BAYNAM	58.526	14:59:37.656	3	MG B Roadster 1840
2	Jim BAYNAM	58.176	15:01:34.469	5	MG B Roadster 1840

Leader History

NO	NAME	FROM LAP	LAPS LED	DISTANCE	VEHICLE
2	Jim BAYNAM	1	13	17.55 miles	MG B Roadster 1840

BARC Race Meeting - Mallory Park - 31st August 2020

Lancaster Insurance MGOC Championship

RACE 4 - STATISTICS

CLASS : F

5 Starters

Fastest Lap History

NO	NAME	LAP TIME	TIME OF DAY	LAP	VEHICLE
44	Martin WILLS	1:04.154	14:57:35.223	1	MG F 1800
44	Martin WILLS	56.344	14:58:31.567	2	MG F 1800
44	Martin WILLS	55.984	14:59:27.552	3	MG F 1800

Leader History

NO	NAME	FROM LAP	LAPS LED	DISTANCE	VEHICLE
44	Martin WILLS	1	13	17.55 miles	MG F 1800

BARC Race Meeting - Mallory Park - 31st August 2020

Lancaster Insurance MGOC Championship

RACE 4 - STATISTICS

CLASS : Z

7 Starters

Fastest Lap History

NO	NAME	LAP TIME	TIME OF DAY	LAP	VEHICLE
31	Fergus CAMPBELL	1:02.091	14:57:33.153	1	MG ZR 170 1800
31	Fergus CAMPBELL	55.365	14:58:28.518	2	MG ZR 170 1800
17	David MELLOR	55.320	14:58:28.761	2	MG ZR 1800
31	Fergus CAMPBELL	55.267	14:59:23.784	3	MG ZR 170 1800
17	David MELLOR	55.227	14:59:23.989	3	MG ZR 1800

Leader History

NO	NAME	FROM LAP	LAPS LED	DISTANCE	VEHICLE
31	Fergus CAMPBELL	1	13	17.55 miles	MG ZR 170 1800

BARC Race Meeting - Mallory Park - 31st August 2020

Lancaster Insurance MGOC Championship

RACE 7 - CLASSIFICATION

POS	NO	CL	PIC NAME	ENTRY	LAPS	TIME	GAP	DIFF	MPH	BEST	ON
1	31	Z	1 Fergus CAMPBELL	MG ZR 170 1800	17	15:52.360			86.75	55.296	13
2	17	Z	2 David MELLOR	MG ZR 1800	17	15:52.675	0.315	0.315	86.72	55.176	12
3	83	Z	3 Phil WALKER	MG ZR 170 1800	17	15:58.290	5.930	5.615	86.21	55.564	10
4	53	F	1 Mark BAKER	MG F 1800	17	16:05.558	13.198	7.268	85.56	55.674	4
5	3	Z	4 Adrian OLSSON	MG MG ZR 1796	17	16:05.848	13.488	0.290	85.54	55.859	16
6	42	F	2 Simon KENDRICK	MG F VVC 1800	17	16:11.926	19.566	6.078	85.00	56.175	5
7	8	F	3 Paul WISBEY	MG F VVC 1796	17	16:12.281	19.921	0.355	84.97	56.232	13
8	33	Z	5 Matt GOZALVEZ	MG ZR 160 1800	17	16:29.132	36.772	16.851	83.52	57.012	14
9	12	Z	6 Nick GOLHAR	MG ZR 160 1800	17	16:43.668	51.308	14.536	82.31	57.603	4
10	2	CL	1 Jim BAYNAM	MG B Roadster 1840	17	16:47.408	55.048	3.740	82.01	58.090	3
11	11	CL	2 Chris MILLARD	MG B 1840	16	15:56.178	1 Lap	1 Lap	81.32	58.107	8
12	14	CL	3 David AMPHLETT	MG B Roadster 1853	16	15:57.764	1 Lap	1.586	81.18	57.968	3
13	46	F	4 Ralf TOGNERI	MG F 1796	16	16:39.292	1 Lap	41.528	77.81	1:00.358	2
14	72	CL	4 Robert FISHER	MG B Roadster 1800	15	16:03.154	2 Laps	1 Lap	75.68	1:01.827	13

NOT CLASSIFIED

DNF	44	F	Martin WILLS	MG F 1800	15	14:14.611	2 Laps		85.30	55.872	5
DNF	1	Z	Steve McDERMID	MG ZR 170 1800	1	1:07.253	16 Laps	14 Laps	72.26	1:07.253	1

FASTEST LAP

17	Z	David MELLOR	MG ZR 1800	12	55.176	88.08 mph	141.75 kph
53	F	Mark BAKER	MG F 1800	4	55.674	87.29 mph	140.48 kph
14	CL	David AMPHLETT	MG B Roadster 1853	3	57.968	83.83 mph	134.92 kph

Weather / Track : Cloudy / Dry

These results are provisional until the conclusion of any judicial and technical matters.

Mallory Park

Circuit Length = 1.3500 miles

Start: 17:22 Flag 17:37 End: 17:38

Clerk Of Course :	Steward :	Timekeeper :
-------------------	-----------	--------------

BARC Race Meeting - Mallory Park - 31st August 2020

Lancaster Insurance MGOC Championship

RACE 7 - LAP CHART

LAP 1 @ 17:23:06.381			LAP 2 @ 17:24:02.422			LAP 3 @ 17:24:57.845			LAP 4 @ 17:25:53.434			LAP 5 @ 17:26:49.052		
NO	BEHIND	LAP TIME	NO	BEHIND	LAP TIME	NO	BEHIND	LAP TIME	NO	BEHIND	LAP TIME	NO	BEHIND	LAP TIME
17		1:02.048	17		56.041	17		55.423	17		55.589	17		55.618
31	0.579	1:02.627	31	0.451	55.913	31	0.355	55.327	31	0.489	55.723	31	0.259	55.388
83	1.251	1:03.299	83	1.928	56.718	83	2.467	55.962	83	2.639	55.761	83	2.592	55.571
53	1.760	1:03.808	53	2.420	56.701	53	2.839	55.842	53	2.924	55.674	53	3.343	56.037
8	2.506	1:04.554	8	3.013	56.548	44	3.631	55.965	44	4.283	56.241	44	4.537	55.872
44	2.706	1:04.754	44	3.089	56.424	8	4.539	56.949	8	5.365	56.415	8	6.094	56.347
3	3.027	1:05.075	3	3.477	56.491	3	4.850	56.796	3	5.581	56.320	3	6.260	56.297
42	3.442	1:05.490	42	3.963	56.562	42	5.385	56.845	42	6.384	56.588	42	6.941	56.175
1	5.205	1:07.253	33	8.217	57.743	33	10.225	57.431	33	12.126	57.490	33	14.422	57.914
14	6.462	1:08.510	2	10.404	58.916	2	13.071	58.090	2	15.573	58.091	2	18.096	58.141
33	6.515	1:08.563	14	10.975	1:00.554	14	13.520	57.968	14	16.131	58.200	14	19.288	58.775
2	7.529	1:09.577	12	11.390	59.374	12	14.363	58.396	12	16.377	57.603	12	19.525	58.766
12	8.057	1:10.105	11	12.052	59.389	11	15.344	58.715	11	18.572	58.817	11	21.909	58.955
11	8.704	1:10.752	46	13.519	1:00.358	46	19.721	1:01.625	46	26.438	1:02.306	46	32.743	1:01.923
46	9.202	1:11.250	72	16.962	1:02.622	72	24.839	1:03.300	72	33.423	1:04.173	72	41.289	1:03.484
72	10.381	1:12.429												

Weather / Track : Cloudy / Dry

Results can be found at www.tsl-timing.com

Page 1 of 4

Mallory Park
Circuit Length = 1.3500 miles
Start: 17:22 Flag 17:37 End: 17:38

Printed - 17:39 Monday, 31 August 2020

BARC Race Meeting - Mallory Park - 31st August 2020

Lancaster Insurance MGOC Championship

RACE 7 - LAP CHART

LAP 6 @ 17:27:44.848			LAP 7 @ 17:28:40.328			LAP 8 @ 17:29:36.185			LAP 9 @ 17:30:31.559			LAP 10 @ 17:31:27.431		
NO	BEHIND	LAP TIME	NO	BEHIND	LAP TIME	NO	BEHIND	LAP TIME	NO	BEHIND	LAP TIME	NO	BEHIND	LAP TIME
17		55.796	17		55.480	31		55.558	31		55.374	31		55.872
31	0.270	55.807	31	0.299	55.509	17	0.059	55.916	17	0.311	55.626	17	0.700	56.261
83	2.611	55.815	83	2.800	55.669	72	1 Lap	1:03.179	83	3.755	56.550	83	3.447	55.564
53	3.292	55.745	53	3.498	55.686	83	2.579	55.636	53	4.475	56.268	53	4.569	55.966
44	4.643	55.902	44	5.204	56.041	53	3.581	55.940	44	6.753	56.219	46	1 Lap	1:01.630
8	6.594	56.296	3	7.869	56.453	44	5.908	56.561	72	1 Lap	1:03.618	44	8.062	57.181
3	6.896	56.432	8	8.675	57.561	3	8.394	56.382	3	9.276	56.256	3	9.656	56.252
42	7.571	56.426	42	9.123	57.032	8	9.551	56.733	42	11.266	56.715	42	12.302	56.908
33	16.585	57.959	33	18.821	57.716	42	9.925	56.659	8	11.989	57.812	8	13.097	56.980
2	20.452	58.152	2	23.352	58.380	33	20.256	57.292	33	22.402	57.520	72	1 Lap	1:04.052
12	21.891	58.162	12	24.229	57.818	2	25.675	58.180	2	28.430	58.129	33	23.598	57.068
14	23.432	59.940	14	26.694	58.742	12	26.174	57.802	12	28.968	58.168	12	31.191	58.095
11	24.808	58.695	11	27.853	58.525	14	29.911	59.074	14	33.864	59.327	2	31.235	58.677
46	39.912	1:02.965	46	47.453	1:03.021	11	30.103	58.107	11	33.979	59.250	14	37.418	59.426
72	48.565	1:03.072				46	54.199	1:02.603				11	37.580	59.473

Weather / Track : Cloudy / Dry

BARC Race Meeting - Mallory Park - 31st August 2020

Lancaster Insurance MGOC Championship

RACE 7 - LAP CHART

LAP 11 @ 17:32:22.944			LAP 12 @ 17:33:18.267			LAP 13 @ 17:34:13.563			LAP 14 @ 17:35:08.915			LAP 15 @ 17:36:04.306		
NO	BEHIND	LAP TIME	NO	BEHIND	LAP TIME	NO	BEHIND	LAP TIME	NO	BEHIND	LAP TIME	NO	BEHIND	LAP TIME
31		55.513	31		55.323	31		55.296	31		55.352	31		55.391
17	0.656	55.469	17	0.509	55.176	17	0.497	55.284	17	0.435	55.290	17	0.243	55.199
83	3.565	55.631	83	4.150	55.908	83	4.746	55.892	83	5.177	55.783	83	5.681	55.895
53	5.664	56.608	53	6.682	56.341	53	8.026	56.640	53	9.347	56.673	53	10.748	56.792
44	9.493	56.944	44	10.772	56.602	44	11.845	56.369	3	12.922	56.207	3	13.677	56.146
3	10.058	55.915	3	11.041	56.306	3	12.067	56.322	44	13.792	57.299	44	14.638	56.237
46	1 Lap	1:01.639	42	14.593	56.374	42	15.897	56.600	42	17.105	56.560	42	17.937	56.223
42	13.542	56.753	8	15.820	57.080	8	16.756	56.232	8	17.740	56.336	8	18.840	56.491
8	14.063	56.479	46	1 Lap	1:01.907	46	1 Lap	1:01.762	46	1 Lap	1:01.631	33	34.033	57.761
72	1 Lap	1:03.433	33	27.747	57.609	33	30.003	57.552	33	31.663	57.012	46	1 Lap	1:01.480
33	25.461	57.376	72	1 Lap	1:03.971	12	39.669	58.340	12	42.585	58.268	12	45.809	58.615
12	34.014	58.336	12	36.625	57.934	2	41.627	58.886	2	44.987	58.712	2	48.825	59.229
2	35.066	59.344	2	38.037	58.294	72	1 Lap	1:05.183	72	1 Lap	1:01.827			
14	41.089	59.184	14	44.806	59.040	14	48.591	59.081	14	52.303	59.064			
11	41.291	59.224	11	45.442	59.474	11	48.956	58.810	11	52.581	58.977			

Weather / Track : Cloudy / Dry

BARC Race Meeting - Mallory Park - 31st August 2020

Lancaster Insurance MGOC Championship

RACE 7 - LAP CHART

LAP 16 @ 17:37:00.717			LAP 17 @ 17:37:56.693		
NO	BEHIND	LAP TIME	NO	BEHIND	LAP TIME
31		56.411	31		55.976
17	0.780	56.948	17	0.315	55.511
11	1 Lap	1:00.829	11	1 Lap	58.186
14	1 Lap	1:01.599	14	1 Lap	59.280
72	2 Laps	1:05.317	83	5.930	56.766
83	5.140	55.870	72	2 Laps	1:03.494
53	11.014	56.677	53	13.198	58.160
3	13.125	55.859	3	13.488	56.339
42	18.490	56.964	42	19.566	57.052
8	19.225	56.796	8	19.921	56.672
33	35.601	57.979	33	36.772	57.147
46	1 Lap	1:01.396	46	1 Lap	1:01.796
12	48.204	58.806	12	51.308	59.080
2	51.661	59.247	2	55.048	59.363

Weather / Track : Cloudy / Dry

Results can be found at www.tsl-timing.com

Page 4 of 4

Mallory Park
Circuit Length = 1.3500 miles
Start: 17:22 Flag 17:37 End: 17:38

Printed - 17:39 Monday, 31 August 2020

BARC Race Meeting - Mallory Park - 31st August 2020

Lancaster Insurance MGOC Championship

RACE 7 - LAP ANALYSIS

DIFF = Difference To Personal Best Lap

P1 31 Fergus CAMPBELL				
LAP	LAP TIME	DIFF	MPH	TIME OF DAY
1 -	1:02.627	7.331	77.60	17:23:06.960
2 -	55.913	0.617	86.92	17:24:02.873
3 -	55.327 (3)	0.031	87.84	17:24:58.200
4 -	55.723	0.427	87.21	17:25:53.923
5 -	55.388	0.092	87.74	17:26:49.311
6 -	55.807	0.511	87.08	17:27:45.118
7 -	55.509	0.213	87.55	17:28:40.627
8 -	55.558	0.262	87.47	17:29:36.185
9 -	55.374	0.078	87.76	17:30:31.559
10 -	55.872	0.576	86.98	17:31:27.431
11 -	55.513	0.217	87.54	17:32:22.944
12 -	55.323 (2)	0.027	87.84	17:33:18.267
13 -	55.296 (1)		87.89	17:34:13.563
14 -	55.352	0.056	87.80	17:35:08.915
15 -	55.391	0.095	87.73	17:36:04.306
16 -	56.411	1.115	86.15	17:37:00.717
17 -	55.976	0.680	86.82	17:37:56.693

P2 17 David MELLOR				
LAP	LAP TIME	DIFF	MPH	TIME OF DAY
1 -	1:02.048	6.872	78.32	17:23:06.381
2 -	56.041	0.865	86.72	17:24:02.422
3 -	55.423	0.247	87.68	17:24:57.845
4 -	55.589	0.413	87.42	17:25:53.434
5 -	55.618	0.442	87.38	17:26:49.052
6 -	55.796	0.620	87.10	17:27:44.848
7 -	55.480	0.304	87.59	17:28:40.328
8 -	55.916	0.740	86.91	17:29:36.244
9 -	55.626	0.450	87.36	17:30:31.870
10 -	56.261	1.085	86.38	17:31:28.131
11 -	55.469	0.293	87.61	17:32:23.600
12 -	55.176 (1)		88.08	17:33:18.776
13 -	55.284 (3)	0.108	87.90	17:34:14.060
14 -	55.290	0.114	87.90	17:35:09.350
15 -	55.199 (2)	0.023	88.04	17:36:04.549
16 -	56.948	1.772	85.34	17:37:01.497
17 -	55.511	0.335	87.55	17:37:57.008

P3 83 Phil WALKER				
LAP	LAP TIME	DIFF	MPH	TIME OF DAY
1 -	1:03.299	7.735	76.77	17:23:07.632
2 -	56.718	1.154	85.68	17:24:04.350
3 -	55.962	0.398	86.84	17:25:00.312
4 -	55.761	0.197	87.15	17:25:56.073
5 -	55.571 (2)	0.007	87.45	17:26:51.644
6 -	55.815	0.251	87.07	17:27:47.459
7 -	55.669	0.105	87.30	17:28:43.128
8 -	55.636	0.072	87.35	17:29:38.764
9 -	56.550	0.986	85.94	17:30:35.314
10 -	55.564 (1)		87.46	17:31:30.878
11 -	55.631 (3)	0.067	87.36	17:32:26.509
12 -	55.908	0.344	86.92	17:33:22.417
13 -	55.892	0.328	86.95	17:34:18.309
14 -	55.783	0.219	87.12	17:35:14.092
15 -	55.895	0.331	86.94	17:36:09.987
16 -	55.870	0.306	86.98	17:37:05.857
17 -	56.766	1.202	85.61	17:38:02.623

DIFF = Difference To Personal Best Lap

P4 53 Mark BAKER				
LAP	LAP TIME	DIFF	MPH	TIME OF DAY
1 -	1:03.808	8.134	76.16	17:23:08.141
2 -	56.701	1.027	85.71	17:24:04.842
3 -	55.842	0.168	87.03	17:25:00.684
4 -	55.674 (1)		87.29	17:25:56.358
5 -	56.037	0.363	86.72	17:26:52.395
6 -	55.745 (3)	0.071	87.18	17:27:48.140
7 -	55.686 (2)	0.012	87.27	17:28:43.826
8 -	55.940	0.266	86.87	17:29:39.766
9 -	56.268	0.594	86.37	17:30:36.034
10 -	55.966	0.292	86.83	17:31:32.000
11 -	56.608	0.934	85.85	17:32:28.608
12 -	56.341	0.667	86.26	17:33:24.949
13 -	56.640	0.966	85.80	17:34:21.589
14 -	56.673	0.999	85.75	17:35:18.262
15 -	56.792	1.118	85.57	17:36:15.054
16 -	56.677	1.003	85.74	17:37:11.731
17 -	58.160	2.486	83.56	17:38:09.891

P5 3 Adrian OLSSON				
LAP	LAP TIME	DIFF	MPH	TIME OF DAY
1 -	1:05.075	9.216	74.68	17:23:09.408
2 -	56.491	0.632	86.03	17:24:05.899
3 -	56.796	0.937	85.56	17:25:02.695
4 -	56.320	0.461	86.29	17:25:59.015
5 -	56.297	0.438	86.32	17:26:55.312
6 -	56.432	0.573	86.12	17:27:51.744
7 -	56.453	0.594	86.08	17:28:48.197
8 -	56.382	0.523	86.19	17:29:44.579
9 -	56.256	0.397	86.39	17:30:40.835
10 -	56.252	0.393	86.39	17:31:37.087
11 -	55.915 (2)	0.056	86.91	17:32:33.002
12 -	56.306	0.447	86.31	17:33:29.308
13 -	56.322	0.463	86.28	17:34:25.630
14 -	56.207	0.348	86.46	17:35:21.837
15 -	56.146 (3)	0.287	86.56	17:36:17.983
16 -	55.859 (1)		87.00	17:37:13.842
17 -	56.339	0.480	86.26	17:38:10.181

P6 42 Simon KENDRICK				
LAP	LAP TIME	DIFF	MPH	TIME OF DAY
1 -	1:05.490	9.315	74.20	17:23:09.823
2 -	56.562	0.387	85.92	17:24:06.385
3 -	56.845	0.670	85.49	17:25:03.230
4 -	56.588	0.413	85.88	17:25:59.818
5 -	56.175 (1)		86.51	17:26:55.993
6 -	56.426	0.251	86.13	17:27:52.419
7 -	57.032	0.857	85.21	17:28:49.451
8 -	56.659	0.484	85.77	17:29:46.110
9 -	56.715	0.540	85.69	17:30:42.825
10 -	56.908	0.733	85.40	17:31:39.733
11 -	56.753	0.578	85.63	17:32:36.486
12 -	56.374 (3)	0.199	86.20	17:33:32.860
13 -	56.600	0.425	85.86	17:34:29.460
14 -	56.560	0.385	85.92	17:35:26.020
15 -	56.223 (2)	0.048	86.44	17:36:22.243
16 -	56.964	0.789	85.31	17:37:19.207
17 -	57.052	0.877	85.18	17:38:16.259

Weather / Track : Cloudy / Dry

Mallory Park
Circuit Length = 1.3500 miles
Start: 17:22 Flag 17:37 End: 17:38

BARC Race Meeting - Mallory Park - 31st August 2020

Lancaster Insurance MGOC Championship

RACE 7 - LAP ANALYSIS

DIFF = Difference To Personal Best Lap

P7 8 Paul WISBEY				
LAP	LAP TIME	DIFF	MPH	TIME OF DAY
1 -	1:04.554	8.322	75.28	17:23:08.887
2 -	56.548	0.316	85.94	17:24:05.435
3 -	56.949	0.717	85.33	17:25:02.384
4 -	56.415	0.183	86.14	17:25:58.799
5 -	56.347	0.115	86.25	17:26:55.146
6 -	56.296 (2)	0.064	86.32	17:27:51.442
7 -	57.561	1.329	84.43	17:28:49.003
8 -	56.733	0.501	85.66	17:29:45.736
9 -	57.812	1.580	84.06	17:30:43.548
10 -	56.980	0.748	85.29	17:31:40.528
11 -	56.479	0.247	86.04	17:32:37.007
12 -	57.080	0.848	85.14	17:33:34.087
13 -	56.232 (1)		86.42	17:34:30.319
14 -	56.336 (3)	0.104	86.26	17:35:26.655
15 -	56.491	0.259	86.03	17:36:23.146
16 -	56.796	0.564	85.56	17:37:19.942
17 -	56.672	0.440	85.75	17:38:16.614

P8 33 Matt GOZALVEZ				
LAP	LAP TIME	DIFF	MPH	TIME OF DAY
1 -	1:08.563	11.551	70.88	17:23:12.896
2 -	57.743	0.731	84.16	17:24:10.639
3 -	57.431	0.419	84.62	17:25:08.070
4 -	57.490	0.478	84.53	17:26:05.560
5 -	57.914	0.902	83.91	17:27:03.474
6 -	57.959	0.947	83.85	17:28:01.433
7 -	57.716	0.704	84.20	17:28:59.149
8 -	57.292	0.280	84.82	17:29:56.441
9 -	57.520	0.508	84.49	17:30:53.961
10 -	57.068 (2)	0.056	85.16	17:31:51.029
11 -	57.376	0.364	84.70	17:32:48.405
12 -	57.609	0.597	84.36	17:33:46.014
13 -	57.552	0.540	84.44	17:34:43.566
14 -	57.012 (1)		85.24	17:35:40.578
15 -	57.761	0.749	84.13	17:36:38.339
16 -	57.979	0.967	83.82	17:37:36.318
17 -	57.147 (3)	0.135	85.04	17:38:33.465

P9 12 Nick GOLHAR				
LAP	LAP TIME	DIFF	MPH	TIME OF DAY
1 -	1:10.105	12.502	69.32	17:23:14.438
2 -	59.374	1.771	81.85	17:24:13.812
3 -	58.396	0.793	83.22	17:25:12.208
4 -	57.603 (1)		84.37	17:26:09.811
5 -	58.766	1.163	82.70	17:27:08.577
6 -	58.162	0.559	83.55	17:28:06.739
7 -	57.818 (3)	0.215	84.05	17:29:04.557
8 -	57.802 (2)	0.199	84.08	17:30:02.359
9 -	58.168	0.565	83.55	17:31:00.527
10 -	58.095	0.492	83.65	17:31:58.622
11 -	58.336	0.733	83.31	17:32:56.958
12 -	57.934	0.331	83.88	17:33:54.892
13 -	58.340	0.737	83.30	17:34:53.232
14 -	58.268	0.665	83.40	17:35:51.500
15 -	58.615	1.012	82.91	17:36:50.115
16 -	58.806	1.203	82.64	17:37:48.921
17 -	59.080	1.477	82.26	17:38:48.001

DIFF = Difference To Personal Best Lap

P10 2 Jim BAYNAM				
LAP	LAP TIME	DIFF	MPH	TIME OF DAY
1 -	1:09.577	11.487	69.85	17:23:13.910
2 -	58.916	0.826	82.49	17:24:12.826
3 -	58.090 (1)		83.66	17:25:10.916
4 -	58.091 (2)	0.001	83.66	17:26:09.007
5 -	58.141	0.051	83.58	17:27:07.148
6 -	58.152	0.062	83.57	17:28:05.300
7 -	58.380	0.290	83.24	17:29:03.680
8 -	58.180	0.090	83.53	17:30:01.860
9 -	58.129 (3)	0.039	83.60	17:30:59.989
10 -	58.677	0.587	82.82	17:31:58.666
11 -	59.344	1.254	81.89	17:32:58.010
12 -	58.294	0.204	83.37	17:33:56.304
13 -	58.886	0.796	82.53	17:34:55.190
14 -	58.712	0.622	82.77	17:35:53.902
15 -	59.229	1.139	82.05	17:36:53.131
16 -	59.247	1.157	82.02	17:37:52.378
17 -	59.363	1.273	81.86	17:38:51.741

P11 11 Chris MILLARD				
LAP	LAP TIME	DIFF	MPH	TIME OF DAY
1 -	1:10.752	12.645	68.69	17:23:15.085
2 -	59.389	1.282	81.83	17:24:14.474
3 -	58.715	0.608	82.77	17:25:13.189
4 -	58.817	0.710	82.62	17:26:12.006
5 -	58.955	0.848	82.43	17:27:10.961
6 -	58.695	0.588	82.80	17:28:09.656
7 -	58.525 (3)	0.418	83.04	17:29:08.181
8 -	58.107 (1)		83.63	17:30:06.288
9 -	59.250	1.143	82.02	17:31:05.538
10 -	59.473	1.366	81.71	17:32:05.011
11 -	59.224	1.117	82.06	17:33:04.235
12 -	59.474	1.367	81.71	17:34:03.709
13 -	58.810	0.703	82.63	17:35:02.519
14 -	58.977	0.870	82.40	17:36:01.496
15 -	1:00.829	2.722	79.89	17:37:02.325
16 -	58.186 (2)	0.079	83.52	17:38:00.511

P12 14 David AMPHLETT				
LAP	LAP TIME	DIFF	MPH	TIME OF DAY
1 -	1:08.510	10.542	70.93	17:23:12.843
2 -	1:00.554	2.586	80.25	17:24:13.397
3 -	57.968 (1)		83.83	17:25:11.365
4 -	58.200 (2)	0.232	83.50	17:26:09.565
5 -	58.775	0.807	82.68	17:27:08.340
6 -	59.940	1.972	81.08	17:28:08.280
7 -	58.742 (3)	0.774	82.73	17:29:07.022
8 -	59.074	1.106	82.26	17:30:06.096
9 -	59.327	1.359	81.91	17:31:05.423
10 -	59.426	1.458	81.78	17:32:04.849
11 -	59.184	1.216	82.11	17:33:04.033
12 -	59.040	1.072	82.31	17:34:03.073
13 -	59.081	1.113	82.25	17:35:02.154
14 -	59.064	1.096	82.28	17:36:01.218
15 -	1:01.599	3.631	78.89	17:37:02.817
16 -	59.280	1.312	81.98	17:38:02.097

Weather / Track : Cloudy / Dry

Mallory Park
Circuit Length = 1.3500 miles
Start: 17:22 Flag 17:37 End: 17:38

BARC Race Meeting - Mallory Park - 31st August 2020

Lancaster Insurance MGOC Championship

RACE 7 - LAP ANALYSIS

DIFF = Difference To Personal Best Lap

P13 46 Ralf TOGNERI				
LAP	LAP TIME	DIFF	MPH	TIME OF DAY
1 -	1:11.250	10.892	68.21	17:23:15.583
2 -	1:00.358 (1)		80.51	17:24:15.941
3 -	1:01.625	1.267	78.86	17:25:17.566
4 -	1:02.306	1.948	78.00	17:26:19.872
5 -	1:01.923	1.565	78.48	17:27:21.795
6 -	1:02.965	2.607	77.18	17:28:24.760
7 -	1:03.021	2.663	77.11	17:29:27.781
8 -	1:02.603	2.245	77.63	17:30:30.384
9 -	1:01.630	1.272	78.85	17:31:32.014
10 -	1:01.639	1.281	78.84	17:32:33.653
11 -	1:01.907	1.549	78.50	17:33:35.560
12 -	1:01.762	1.404	78.68	17:34:37.322
13 -	1:01.631	1.273	78.85	17:35:38.953
14 -	1:01.480 (3)	1.122	79.05	17:36:40.433
15 -	1:01.396 (2)	1.038	79.15	17:37:41.829
16 -	1:01.796	1.438	78.64	17:38:43.625

P14 72 Robert FISHER				
LAP	LAP TIME	DIFF	MPH	TIME OF DAY
1 -	1:12.429	10.602	67.09	17:23:16.762
2 -	1:02.622 (2)	0.795	77.60	17:24:19.384
3 -	1:03.300	1.473	76.77	17:25:22.684
4 -	1:04.173	2.346	75.73	17:26:26.857
5 -	1:03.484	1.657	76.55	17:27:30.341
6 -	1:03.072 (3)	1.245	77.05	17:28:33.413
7 -	1:03.179	1.352	76.92	17:29:36.592
8 -	1:03.618	1.791	76.39	17:30:40.210
9 -	1:04.052	2.225	75.87	17:31:44.262
10 -	1:03.433	1.606	76.61	17:32:47.695
11 -	1:03.971	2.144	75.97	17:33:51.666
12 -	1:05.183	3.356	74.55	17:34:56.849
13 -	1:01.827 (1)		78.60	17:35:58.676
14 -	1:05.317	3.490	74.40	17:37:03.993
15 -	1:03.494	1.667	76.54	17:38:07.487

P15 44 Martin WILLS				
LAP	LAP TIME	DIFF	MPH	TIME OF DAY
1 -	1:04.754	8.882	75.05	17:23:09.087
2 -	56.424	0.552	86.13	17:24:05.511
3 -	55.965 (3)	0.093	86.83	17:25:01.476
4 -	56.241	0.369	86.41	17:25:57.717
5 -	55.872 (1)		86.98	17:26:53.589
6 -	55.902 (2)	0.030	86.93	17:27:49.491
7 -	56.041	0.169	86.72	17:28:45.532
8 -	56.561	0.689	85.92	17:29:42.093
9 -	56.219	0.347	86.44	17:30:38.312
10 -	57.181	1.309	84.99	17:31:35.493
11 -	56.944	1.072	85.34	17:32:32.437
12 -	56.602	0.730	85.86	17:33:29.039
13 -	56.369	0.497	86.21	17:34:25.408
14 -	57.299	1.427	84.81	17:35:22.707
15 -	56.237	0.365	86.41	17:36:18.944

P16 1 Steve McDERMID				
LAP	LAP TIME	DIFF	MPH	TIME OF DAY
1 -	1:07.253 (1)		72.26	17:23:11.586

Weather / Track : Cloudy / Dry

BARC Race Meeting - Mallory Park - 31st August 2020

Lancaster Insurance MGOC Championship

RACE 7 - STATISTICS

Competitors Started 16
Planned Start 2020-08-31 @ 16:27:00.000
Actual Start 2020-08-31 @ 17:22:04.332
Finish Time 2020-08-31 @ 17:37:55.576
Track Length 1.3500mi.
Total Laps 249
Total Distance Covered 336.1500mi.

Session Fastest Lap History

NO	CL	NAME	LAP TIME	TIME OF DAY	LAP	VEHICLE
17	Z	David MELLOR	1:02.048	17:23:06.381	1	MG ZR 1800
17	Z	David MELLOR	56.041	17:24:02.423	2	MG ZR 1800
31	Z	Fergus CAMPBELL	55.913	17:24:02.875	2	MG ZR 170 1800
17	Z	David MELLOR	55.423	17:24:57.845	3	MG ZR 1800
31	Z	Fergus CAMPBELL	55.327	17:24:58.202	3	MG ZR 170 1800
31	Z	Fergus CAMPBELL	55.323	17:33:18.270	12	MG ZR 170 1800
17	Z	David MELLOR	55.176	17:33:18.776	12	MG ZR 1800

Session Leader History

NO	CL	NAME	FROM LAP	LAPS LED	DISTANCE	VEHICLE
17	Z	David MELLOR	1	7	9.45 miles	MG ZR 1800
31	Z	Fergus CAMPBELL	8	10	13.50 miles	MG ZR 170 1800

Flag History

TYPE	TIME OF DAY
GREEN	17:22:04.332
FINISH	17:37:55.576

Flag Statistics

TYPE	COUNT	TOTAL LAPS	TOTAL TIME
Green	1	17	16:52.194
Red	0	0	0.000
Safety Car	0	0	0.000
FCY	0	0	0.000

BARC Race Meeting - Mallory Park - 31st August 2020

Lancaster Insurance MGOC Championship

RACE 7 - STATISTICS

CLASS : CL

4 Starters

Fastest Lap History

NO	NAME	LAP TIME	TIME OF DAY	LAP	VEHICLE
14	David AMPHLETT	1:08.510	17:23:12.841	1	MG B Roadster 1853
2	Jim BAYNAM	58.916	17:24:12.828	2	MG B Roadster 1840
2	Jim BAYNAM	58.090	17:25:10.918	3	MG B Roadster 1840
14	David AMPHLETT	57.968	17:25:11.363	3	MG B Roadster 1853

Leader History

NO	NAME	FROM LAP	LAPS LED	DISTANCE	VEHICLE
14	David AMPHLETT	1	1	1.35 miles	MG B Roadster 1853
2	Jim BAYNAM	2	16	21.60 miles	MG B Roadster 1840

BARC Race Meeting - Mallory Park - 31st August 2020

Lancaster Insurance MGOC Championship

RACE 7 - STATISTICS

CLASS : F

5 Starters

Fastest Lap History

NO	NAME	LAP TIME	TIME OF DAY	LAP	VEHICLE
53	Mark BAKER	1:03.808	17:23:08.150	1	MG F 1800
53	Mark BAKER	56.701	17:24:04.850	2	MG F 1800
8	Paul WISBEY	56.548	17:24:05.444	2	MG F VVC 1796
44	Martin WILLS	56.424	17:24:05.511	2	MG F 1800
53	Mark BAKER	55.842	17:25:00.693	3	MG F 1800
53	Mark BAKER	55.674	17:25:56.367	4	MG F 1800

Leader History

NO	NAME	FROM LAP	LAPS LED	DISTANCE	VEHICLE
53	Mark BAKER	1	17	22.95 miles	MG F 1800

BARC Race Meeting - Mallory Park - 31st August 2020

Lancaster Insurance MGOC Championship

RACE 7 - STATISTICS

CLASS : Z

7 Starters

Fastest Lap History

NO	NAME	LAP TIME	TIME OF DAY	LAP	VEHICLE
17	David MELLOR	1:02.048	17:23:06.381	1	MG ZR 1800
17	David MELLOR	56.041	17:24:02.423	2	MG ZR 1800
31	Fergus CAMPBELL	55.913	17:24:02.875	2	MG ZR 170 1800
17	David MELLOR	55.423	17:24:57.845	3	MG ZR 1800
31	Fergus CAMPBELL	55.327	17:24:58.202	3	MG ZR 170 1800
31	Fergus CAMPBELL	55.323	17:33:18.270	12	MG ZR 170 1800
17	David MELLOR	55.176	17:33:18.776	12	MG ZR 1800

Leader History

NO	NAME	FROM LAP	LAPS LED	DISTANCE	VEHICLE
17	David MELLOR	1	7	9.45 miles	MG ZR 1800
31	Fergus CAMPBELL	8	10	13.50 miles	MG ZR 170 1800